

CHARLESTON SOUTHERN

Winthrop Eagles

2021-22 Record: 9-6, 2-0 Big South

2020-21 Final Record: 23-2, 17-1 Big South

Head Coach: Mark Prosser (1st season/5th overall)

Winthrop/Career Record: 9-6/51-82

Big South Record: 2-0



Charleston Southern Buccaneers

2021-22 Record: 3-12, 0-3 Big South

2020-21 Final Record: 3-18, 2-15 Big South

Head Coach: Barclay Radebaugh (17th season)

Charleston Southern/Career Record: 162-286/183-296

Big South Record: 83-160

WINTHROP

TIP-INS

- Eagles and Buccaneers meet for the 77th time as the Eagles have won three straight in the series and 10 of the last 11
- Winthrop has won three straight looking for a season-best fourth consecutive win
- Over the last three seasons the Eagles are 20-1 in January
- Eagles are 2-0 to start league play for the 4th straight season and looking for a 3-0 start for a 4th straight year
- Eagles picked up program's first victory over a PAC-12 opponent after win at Washington to end their losing streak at three games
- Eagles shooting for a third straight Big South Championship
- Winthrop has won the Big South Conference Title three out of the past five seasons (2016-17 / 2019-20 / 2020-21)
- Posted the best record in the history of the program for winning percentage last season (.920 - previous mark is .818 set by the 2006-07 team)

HOW THEY MATCHUP



78.0	Scoring	69.9
.479	FG%	.409
.372	3FG%	.279
9.3	3FGM PG	7.4
.670	FT%	.647
35.7	Rebounding	38.1
14.7	Assists	12.3
7.1	Steals	7.1
2.9	Blocks	3.1
13.7	Turnovers PG	16.0
73.5	Scoring Defense	80.0
.448	FG% Defense	.464
.354	3FG% Defense	.334
+3.3	Rebound Margin	-0.2
+0.3	Turnover Margin	-2.9
W3	W/L Streak	L6

Athletic Communications/MBB Contact
Brett Redden - Asst. AD for Communications
(803) 367-1649 / reddennb@winthrop.edu

GAME INFORMATION

Game 16: Winthrop at Charleston Southern

Jan. 15 | 5:30 p.m. (EST)

N. Charleston, S.C. | Buccaneer Fieldhouse

Radio: Winthrop Sports Network

Station:

94.3 FM | WGNC AM1450/101.1FM | ESPN730

Play-by-Play: Dave Friedman

Analyst: Mike Pacheco

Television: ESPN+

Play-by-Play: n/a

Analyst: n/a

---Series History vs. Charleston Southern---

Overall..... 49-27

Last Meeting Jan. 5, 2021

Result Winthrop won 78-76

Current Streak W3

at Buccaneer Fieldhouse 19-15

Streak at Buccaneer Fieldhouse W5

In Overtime 3-1

Most Points (WU).....107 (2/26/14)

Most Points (CSU).....104 (2/9/17)

Prosser vs. Charleston Southern first meeting

2021-22 Schedule/Results

9-6, 2-0 Big South

NOVEMBER (3-3)

9	Mary Baldwin	W, 110-78
13	Mercer (Homecoming)	W, 88-85 (OT)
16	at Middle Tennessee (C-USA TV)	L, 76-65
20	at Vanderbilt (SECN+)	L, 77-63
22	at Washington State	L, 92-86
27	at Washington	W, 82-74

DECEMBER (4-3)

1	Hartford	W, 82-75
4	at Coastal Carolina (ESPN+)	L, 74-64
7	Furman	W, 85-80
11	\$ Carver College	W, 83-52
15	at Elon (FloHoops)	L, 63-61
21	+ vs. Mississippi State	L, 84-63
31	Converse	W, 78-40

JANUARY (2-0)

5	* at High Point	ppd.
8	* Campbell	ppd.
10	* Campbell	W, 74-72
13	* UNC Asheville (ESPNU)	W, 86-80 (OT)
15	* at Charleston Southern	5:30 p.m.
19	* at Presbyterian College	7 p.m.
22	* Gardner-Webb	2 p.m.
26	* at USC Upstate	6 p.m.
29	* at Longwood	3 p.m.

FEBRUARY (0-0)

2	* North Carolina A&T	7 p.m.
5	* at Hampton	5:30 p.m.
9	* Radford	7 p.m.
12	* Presbyterian College	4:30 p.m.
16	* at Gardner-Webb	7 p.m.
19	* at UNC Asheville (ESPN3)	4:30 p.m.
23	* USC Upstate	7 p.m.
26	* Charleston Southern (Ingals GOTW)	4 p.m.

MARCH (0-0)

1-6	Big South Tournament	TBA
-----	----------------------	-----

\$ No Room For Racism Classic (Rock Hill Sports & Event Center)
+ Played in Jackson, Miss. (Mississippi Coliseum)

* Big South Conference Game

Big South Tournament

All Games (EST)

All home/away Big South games on ESPN+ unless otherwise noted

PROBABLE STARTERS



11 BUGGS
Gr. ▸ Guard

MIN. 22.4
PPG 5.1
RPG 2.5
APG 4.3
FG% 42.9
3FG% 40.0



5 GOOD
Gr. ▸ Guard

MIN. 27.1
PPG 11.0
RPG 3.0
APG 0.9
FG% 49.1
3FG% 43.3



3 ANUMBA
Sr. ▸ Guard

MIN. 27.3
PPG 7.7
RPG 4.3
APG 1.5
FG% 48.0
3FG% 35.1



12 HIGHTOWER
R-Jr. ▸ Forward

MIN. 27.3
PPG 11.3
RPG 6.3
APG 2.1
FG% 47.6
3FG% 47.2



30 BURNS JR.
R-Jr. ▸ Forward

MIN. 21.1
PPG 16.4
RPG 4.6
APG 0.9
FG% 63.5
FT% 66.7

2021-22 Winthrop Basketball Roster

NUMERICAL ROSTER

NO.	NAME	YR.	POS.	HT.	WT.	HOMETOWN/PREVIOUS SCHOOL
0	Russell Jones Jr.	Jr..	G	5-8	175	Blythewood, S.C. / Westwood H.S.
1	Toneari Lane	So.	G	6-5	210	Atlanta, Ga. / Grayson H.S.
2	Sin'Cere McMahon	So.	G	6-1	167	Indianapolis, Ind. / Western Carolina
3	Micheal Anumba	Sr.	G	6-4	205	Reggio Emilia, Italy / Loreto Sixth Form College
4	Kelton Talford	So.	F	6-7	195	Great Falls, S.C. / Great Falls H.S.
5	Patrick Good	Gr.	G	6-0	175	Johnson City, Tenn. / East Tennessee State
10	Cameron Whiteside	Jr.	G	6-5	187	Thomasville, N.C. / UVA Wise
11	Drew Buggs	Gr.	G	6-3	195	Long Beach, Calif. / Missouri
12	Cory Hightower	R-Jr.	F	6-7	222	Flint, Mich. / Western Carolina
13	Nate Buss	R-Sr.	G	5-11	175	Verona, Wisc. / Madison College
21	Jamal King	Jr.	G	6-5	230	Goldsboro, N.C. / Wayne Christian School
30	D.J. Burns Jr.	R-Jr.	F	6-9	260	Rock Hill, S.C. / Tennessee
32	Josh Corbin	R-So.	G	6-3	185	Gahanna, Ohio / Gahanna Lincoln
33	Chase Claxton	Jr.	F	6-7	180	Greenville, S.C. / Legacy Early College

COACHING STAFF

Head Coach—Mark Prosser (Marist, '02)

Assistant Coach—Tony Rack (Northern Kentucky, '12)

Assistant Coach—Ben Betts (Roanoke College, '90)

Assistant Coach—Brett Ferguson (Michigan State, '11)

Director of Basketball Operations—Mitchell Hill (Tennessee Tech, '15)

Video Coordinator: Matt Erps (Winthrop, '18)

Dir. of Player Development: Monty Sanders (Elon, '09)

PRONUNCIATION GUIDE

1-Toneari Lane	TUH-NAR-E
2-Sin'Cere McMahon	SINCERE MICK-MAN
3-Micheal Anumba	UH-NOOM-BUH
4-Kelton Talford	TAL-FERD

RADIO / TV PLAYER PHOTO CHART



Russell Jones
G, 5-8, Jr.
Blythewood, S.C.




Toneari Lane
G, 6-5, So.
Atlanta, Ga.



Sin'Cere
G, 6-1, So.
Indianapolis, Md.



Micheal Anumba
G, 6-5, Sr.
Reggio Emilia, Italy



Kelton Talford
F, 6-7, So.
Great Falls, S.C.



Patrick Good
G, 6-0, Gr.
Johnson City, Tenn.



Cameron Whiteside
G, 6-5, Jr.
Thomasville, N.C.



Drew Buggs
G, 6-3, Gr.
Long Beach, Ca.



Cory Hightower
F, 6-7, R-Jr.
Flint, Mich.




Nate Buss
G, 5-11, R-Sr.
Verona, Wisc.



Jamal King
G, 6-5, Jr.
Goldsboro, N.C.



D.J. Burns
F, 6-9, R-So.
Rock Hill, S.C.



Josh Corbin
G, 6-3, R-So.
Gahanna, Ohio



Chase Claxton
F, 6-7, Jr.
Greenville, S.C.



Mark Prosser
HEAD COACH



WINTHROP
B A S K E T B A L L

EAGLE EYE VIEW OF THE TEAM

WINTHROP SERIES HISTORY VERSUS CHARLESTON SOUTHERN

- Winthrop and Charleston meet for a 77th time and for a fourth straight time at Buccaneer Fieldhouse
- Eagles lead the all-time series 49-27 in all games and 42-25 in regular season meetings
- Winthrop has won the last three meetings, but nine straight regular season meetings
- The team that has led at the half has 22 of the last 24 meetings
- In 76 meetings all-time the Eagles have scored 5,438 points (71.6 ppg) and Charleston Southern has scored 5,063 points (66.6 ppg)
- Eagles have won 12 of the last 14 trips to Buccaneer Fieldhouse
- Four of the previous seven meetings have been decided by four points or less

ON THIS DATE (Jan. 15)

- Eagles are 10-6 all-time, 7-5 in the Big South and 3-3 in road games
- The second ever meeting between Winthrop and Charleston Southern took place on this date in Jan. 15 as the Eagles fell 69-56 at home
- Eagles are 0-2 all-time against Charleston Southern on this date
- In 2005 Torrell Martin scored 22 points on 8-of-8 shooting and the Eagles hit 11 threes in a 74-54 victory over Radford

EAGLES IN BIG SOUTH

- Off to a 2-0 start in league play for a 4th straight season
- A win would give the Eagles a 3-0 start for the fourth straight year
- Eagles defeated UNC Asheville in overtime and have now won four straight overtime games against league competition
- Lead the league in field goal percentage (.475) while the Eagles rank second in scoring (78.0 ppg), assists (14.7) and three-point field goals per game (9.3)
- After defeating Campbell on Jan. 10, the Eagles have now won nine straight league openers
- Coming off back-to-back championships after claiming a league-best 13th Big South Title
- Looking to repeat as champions for the 8th time in program history
- Recorded a program record 17 conference wins in 2020-21
- The last two seasons the Eagles have started league play 13-0 (2020-21) and 12-0 (2019-20)
- Hold an all-time regular season league record mark of 320-222 (.589)
- The 320 victories are the most by any Big South member
- Have led the league in scoring offense the last five seasons
- Over the last three seasons the Eagles are 34-4 in league play
- Have gone eight straight seasons with a winning record during league play and 19 of the last 23 seasons

ON THE ROAD IN BIG SOUTH

- Posted a perfect 10-0 mark on the road in 2020-21 and have won 18 of the last 19 games on the road in conference play
- Averaged 79.7 ppg while allowing 66.7 ppg in the 10 road games while hitting 9.9 threes per game
- In league road games last year the Eagles had a +13.0 scoring margin and +11.7 rebound margin
- Have gone eight straight seasons with a .500 or better record on the road in league play
- Eagles have an all-time record of 135-135 in league road games

EAGLES ON THE ROAD

- Hold a 1-5 record this season with the lone win coming at Washington
- In the team's last road game the Eagles fell 63-61 at Elon on a last second three
- Tonight's contest is the first of four out of five road games for the Eagles (3 of the four in that stretch will be against opponents in South Carolina)
- Over the last five seasons the Eagles are 47-30 on the road
- Eagles have won 10 road games in each of the last two seasons and three of the last five seasons
- Have an all-time road mark of 250-353 and 199-301 at the NCAA D1 level
- Prior to the home game against Hartford, the Eagles went on a four-game road trip that covered over 7,300 miles (in a span of 12 days)

TEAM NEWS

- Have won three straight for the first time this season and 2-0 in league play for a 4th straight year
- Coming off an overtime win over UNC Asheville and have now won the last five overtime contests
- Earned a 74-72 win over Campbell as the Eagles won their ninth straight Big South opener
- Eagles have won 16 of the last 17 meetings with programs from the state of South Carolina
- Over the first two league games for the Eagles there have been a combined 23 ties and 19 lead changes
- Eagles are 9-6 for the 5th time in program history
- A win will make the Eagles 10-6 for the 6th time in program history and a loss will make them 9-7 for the 8th time
- Over the last two seasons the Eagles hold a record of 20-1 in the month of January and 46-10 in the last seven seasons
- Have an all-time record of 239-176 (.576) in the month of January
- The win over Washington on Nov. 27 was the program's 11th win over a Power 5 opponent and the first ever against a PAC-12 opponent
- Eagles connected on 16 threes at Washington State, the most against a Power 5 opponent in program history
- It's also the first time the Eagles have ever lost a game when hitting 16 or more threes (15 total games)
- The 16 threes were tied for the 4th most in a single game in program history and the second most in a road game (Record is 17 at High Point Jan. 4, 2017)
- Scored 58 points in the second half at Washington State, the most by an Eagles team in a road game since posting 58 at Hampton in a 116-95 victory Jan. 16, 2020
- In the loss at Vanderbilt, the Eagles only attempted seven free throws (had gone 31 straight games with at least 10 or more attempts in a game)
- Winthrop fell at Middle Tennessee despite leading at the half, as the Eagles had won the previous 34 games in which it led at the break
- Started off 2-0 for a second straight season after an 88-85 overtime win over Mercer after rallying from a 15-point deficit (Trailed by nine with 52 seconds left)
- Eagles trailed by 11 points at the half as they rallied from a double-digit halftime deficit for the first time since Jan. 5, 2019
- That year they trailed UNC Asheville 31-19 in the conference opener
- Posted 110 points in the season-opener, the 8th most points scored in a single-game by a Winthrop team
- Since joining the Big South in 1985-86, the Eagles have a non-conference record of 266-253
- Through 15 games the Eagles have averaged 31.5 ppg from their bench (ranked 17th nationally as of Jan. 14)

EAGLE EYE VIEW OF THE TEAM

- For the past two seasons the Eagles have featured one of the top teams nationally in bench scoring
- In 2019-20 the team had 41 double-figure contributions off the bench and averaged 33.0 per game (2nd nationally)
- In 2020-21 the Eagles finished second again in bench scoring with 36.0 ppg and had 41 double-figure contributions (in nine fewer games than the previous year)
- Through 15 games this year the Eagles have 17 double-figure contributions off the bench
- Over the last three seasons Winthrop is 44-3 when leading at the half (102-12 since the start of the 2015-16 season/116-21 since the 2014-15 season)
- In the last 9 seasons the Eagles are 145-21 when leading at the half, 38-77 when trailing and 11-3 when tied
- In regular season Big South contests they are 99-14 when leading at the half, 24-34 when trailing and 6-3 when tied
- In the last 153 victories, the Eagles have won by double-figures in 98 of them (64%)
- Over the last 9 seasons Winthrop is 125-40 when attempting 20 or more free throws, 33-4 when attempting 30 or more and 7-0 when attempting 40 or more
- During that same time span, Winthrop is 70-61 when it has less than 20 free throw attempts
- In the last 9 seasons Winthrop is 55-8 when making 10 or more threes and attempting 20 or more free throws in same game

TEAM STREAKS

- Streak of consecutive road wins came to an end at Middle Tennessee (12 straight)
- The 12 straight road wins set a school record (previous mark was 9 set by the 1980-81 team and also a stretch between the 2006-07/2007-08 seasons)
- Have won 10 straight home games
- Have hit at least one three-point basket in 300 consecutive games
- Six straight seasons averaging 8.4 three-pointers per game or more as a team
- 23 straight games with 10 or more assists

MARK PROSSER

- In his first season as head coach of the Eagles and 5th season overall as a head coach
- He is the 7th head coach in program history and joined all previous head coaches in winning their first game coaching the Eagles
- Prosser joined Steve Vacendak, Gregg Marshall and Randy Peele as the only coaches to start their Winthrop career 2-0
- Became 1-of-3 Winthrop coaches to win their first Big South Conference regular season game and to start 2-0 (Dan Kenney/Gregg Marshall)
- Came to the Eagles after three years as head coach of Western Carolina
- In his second season with the Catamounts he and his staff put together the nation's second biggest turnaround in D1 men's basketball (12-win improvement)
- Spent six seasons at Winthrop as an Associate Head Coach (Assistant coach - 1st year)
- Holds a career record of 51-82 (44-58 at the NCAA D1 level)
- Graduated from Marist and then became a student assistant three seasons before joining the staff at Wofford as an assistant coach in 2002-03
- After one season he became an assistant coach at Bucknell (2003-08)
- While at Bucknell, the Bison upset Kansas in the 2005 NCAA Tournament
- Returned to Wofford as an assistant coach in 2008 where he remained until taking the head coaching job at Brevard College in 2011-12
- After one season he left Brevard to join the Winthrop coaching staff

LOOKING BACK AT 2020-21

- Captured a second straight Big South Championship and earned a 12-seed in the NCAA Tournament
- It was the program's 13th Big South Championship and 11th NCAA Appearance
- Finished 5th in the final CollegeInsider.com Mid-Major Top 25
- Received votes in both the AP and ESPN Coaches Top 25 final polls
- Eagles received votes in the final 2020-21 USA Today Coaches Poll (9 straight weeks) and AP Top 25 Poll (5 straight weeks)
- Winthrop finished 5th in the 2020-21 CollegeInsider.com Mid-Major Top 25
- Posted an overall record of 23-2 after a 16-0 start
- Set a program record with 21 straight wins, one win shy of tying the Big South record with the 2010-11 Coastal Carolina team
- Eagles set a new standard with a program record .920 winning percentage
- Led the Big South in scoring for a 5th straight season
- Featured one of the premier rebounding teams in the country, finishing 9th in rebound margin (+8.7), 10th in rebounds per game and 14th in offensive rebounds (12.96)
- Finished second in the nation in bench points (36.0 ppg)
- Tied for first nationally in true road wins (10)

COMPORIUM® Making Life Easier® Player of the Game

Mary Baldwin - D.J. Burns Jr.
 Mercer - Russell Jones Jr.
 at Middle Tennessee - Josh Corbin
 at Vanderbilt - Cory Hightower
 at Washington State - Patrick Good
 at Washington - D.J. Burns Jr.
 Hartford - Cory Hightower
 at Coastal Carolina - D.J. Burns Jr.
 Furman - Micheal Anumba
 Carver - Josh Corbin
 at Elon - D.J. Burns Jr.
 at Mississippi State - D.J. Burns Jr.
 Converse - Chase Claxton
 at High Point - PPD.
 Campbell - Cory Hightower
 UNC Asheville - Micheal Anumba
 at Charleston Sou. -
 at Presbyterian College -
 Gardner-Webb -
 at USC Upstate -
 at Longwood -
 N.C. A&T -
 at Hampton -
 Radford -
 Presbyterian College -
 at Gardner-Webb -
 at UNC Asheville -
 USC Upstate -
 Charleston Sou. -

AN EAGLES WIN WOULD...

- Give the Eagles a 3-0 start to league play for a 4th straight season
- 6th straight win over the Bucs
- Be the 52nd career win for Prosser
- Give the program 752 victories all-time
- Be the 611th all-time at the NCAA D1 level

WINTHROP

All-Time Head Coaches (Wins)

Coach	Wins	Losses	Pct.
Gregg Marshall	194	83	.700
Pat Kelsey	186	95	.663
Nield Gordon	160	100	.615
Randy Peele	77	82	.484
Steve Vacendak	74	98	.430
Dan Kenney	51	113	.311
Mark Prosser	9	6	.600

2021-22 EAGLE TRENDS

THE EAGLES RECORD

Overall: 9-6
At home: 7-0
On the road: 1-5
At a neutral site: 1-1
In the Big South: 2-0
Big South Home: 2-0
Big South Away: 0-0
Overtime: 2-0
Night Tip: 7-5
Daytime Tip: 2-1
Morning Tip: 0-0
Win the Opening Tip: 5-3
Lose the Opening Tip: 4-3
Nationally ranked opponents: 0-0
Opponents receiving votes: 0-0
ACC Network: 0-0
CUSA-TV: 0-1
ESPN+: 5-1
ESPN: 0-0
ESPNU: 1-0
ESPN3: 0-0
FLO: 0-1
PAC12N: 1-1
SECN+: 0-1
Play a team with a record over .500: 4-5
A team with a record below .500: 4-1
A team with a record of .500: 1-0
Lead at halftime: 7-2
Trail at halftime: 1-4
Tied at halftime: 1-0
Lead 10+ at halftime: 3-0
Trail 10+ at halftime: 1-2
Score first: 7-1
1st possession is a turnover: 2-3
1st possession is a made FG: 5-1
1st possession is a missed FGA: 2-2
1st possession is a made FT: 0-0
1st possession is a missed FT: 0-0
Make First Field Goal Attempt: 6-1
Miss First Field Goal Attempt: 3-5

SCHEDULED TIME OF TIP/DAY OF WEEK

(record by time zone, not just EST)

Tip at 11 a.m.: 0-0
Tip at 12 p.m.: 0-0
Tip at 1 p.m.: 0-1
Tip at 2 p.m.: 2-0
Tip at 3 p.m.: 0-0
Tip at 4 p.m.: 0-0
Tip at 5 p.m.: 1-0
Tip at 6 p.m.: 1-3
Tip at 7 p.m.: 4-2
Tip at 7:30 p.m.: 1-0
Tip at 8 p.m.: 0-0
Monday: 1-1
Tuesday: 2-2
Wednesday: 1-1
Thursday: 1-0
Friday: 1-0
Saturday: 3-2
Sunday: 0-0

SCORING

Scores between 10-19: 0-0
20-29 points: 0-0
30-39 points: 0-0
40-49 points: 0-0
50-59 points: 0-0
60-69 points: 0-5
70-79 points: 2-0
80-89 points: 6-1
90-99 points: 0-0
100-plus points: 1-0
Shoot 10-19 percent from the field: 0-0
20-29%: 0-0
30-34%: 0-0
35-39%: 0-2
40-44%: 1-3
45-49%: 2-1
50-59%: 6-0
60-plus: 0-0
Higher FG% than opponent: 9-1
Lower FG % than opponent: 0-5
FG% is the same: 0-0
Hit 7 or more threes: 7-4

Hit less than 7 threes: 2-2
Attempt less than 20 threes: 3-0
Attempt 20 or more threes: 6-5
Attempt 30 or more threes: 2-1
Turn ball over less than 10 times: 1-0
10-15 times: 5-4
16-20 times: 3-2
21-plus: 0-0
Make more free throws: 5-2
Make fewer free throws: 3-4
Make same free throws: 1-0
Attempt more free throws: 6-2
Attempt fewer free throws: 3-4
Attempt same free throws: 0-0
Have more rebounds: 8-1
Have fewer rebounds: 1-5
Have same rebounds: 0-0
Have more turnovers: 2-3
Have fewer turnovers: 7-2
Have same turnovers: 0-0
Have more steals: 4-2
Have fewer steals: 4-3
Have same steals: 1-1

LATE IN THE GAME(regulation only)

Lead with five minutes left: 6-0
Trail with five minutes left: 2-6
Tied with five minutes left: 1-0
Lead with one minute left: 6-0
Trail with one minute left: 2-6
Tied with one minute left: 1-0
Bench scores more points: 9-4
Bench scores fewer points: 0-2
Bench scores same points: 0-0
1 Score Double-Figures: 0-0
2 Score Double-Figures: 0-4
3 Score Double-Figures: 5-1
4 Score Double-Figures: 2-1
5 Score Double-Figures: 1-0
6 Score Double-Figures: 1-0
7 Score Double-Figures: 0-0

GAMES DECIDED BY...

1 point: 0-0
2 points: 1-1
5 points or less: 3-1
6-9 points: 3-1
Double-figures: 3-4

First Basket (POINT) is a...

Jumper: 2-1
Lay-up/Tip-in: 5-2
Dunk: 0-1
Free Throw: 0-1
Three-Pointer: 2-1

POINTS OFF TURNOVERS

Score more off turnovers: 6-1
Outscored off turnovers: 3-5
Tied in points off turnovers: 0-0

POINTS IN PAINT

Score more points in paint: 7-0
Outscored in paint: 1-5
Tied in points in paint: 1-1

2ND CHANCE POINTS

Score more 2nd chance points: 7-2
Outscored in 2nd chance points: 2-4
Tied in 2nd chance points: 0-0

SCHOOLS FROM...

Virginia: 1-0
Georgia: 2-0
Tennessee: 0-2
Washington: 1-1
Connecticut: 1-0
South Carolina: 2-1
North Carolina: 2-1
Mississippi: 0-1

YEAR-BY-YEAR RECORDS

(Member of NCAA DI Level Only)					
Year	Overall	Home	Away	Non-Conf.	BSC
21-22	9-6	7-0	1-5	7-6	2-0
20-21	23-2	11-1	10-0	5-1	17-1
19-20	24-10	12-4	10-6	7-7	15-3
18-19	18-12	11-3	7-8	8-5	10-6
17-18	19-12	11-3	7-8	6-5	12-6
16-17	26-7	14-3	12-3	8-4	15-3
15-16	23-9	14-1	7-7	10-4	13-5
14-15	19-13	11-3	6-10	7-7	12-6
13-14	20-13	12-3	5-10	10-7	10-6
12-13	14-17	11-4	2-12	8-7	6-10
11-12	12-20	7-5	4-11	4-10	8-10
10-11	13-17	9-4	4-10	4-8	9-9
09-10	19-14	12-2	6-11	7-8	12-6
08-09	11-19	7-6	4-12	2-10	9-9
07-08	22-12	12-3	6-7	12-8	10-4
06-07	29-5	15-0	12-3	15-5	14-0
05-06	23-8	15-1	7-6	10-5	13-3
04-05	27-6	16-0	9-4	12-5	15-1
03-04	16-12	10-4	5-7	6-5	10-6
02-03	20-10	11-3	9-4	8-6	11-3
01-02	19-12	9-4	7-5	6-7	10-4
00-01	18-13	11-1	5-7	5-9	11-3
99-00	21-9	13-1	6-7	8-5	11-3
98-99	21-8	12-1	7-6	10-6	9-1
97-98	7-20	4-9	4-10	3-11	4-8
96-97	12-15	9-4	3-10	7-6	5-9
95-96	7-19	4-8	3-10	1-11	6-8
94-95	7-20	5-7	2-12	3-8	4-12
93-94	4-23	3-9	1-13	1-8	3-15
92-93	14-16	7-5	4-10	9-5	5-11
91-92	6-22	4-11	2-10	3-11	2-12
90-91	8-20	6-7	2-12	3-10	5-9
89-90	19-10	14-4	5-7	13-4	6-6
88-89	16-13	14-5	2-8	10-5	5-7
87-88	17-13	12-3	5-10	9-6	5-7
86-87	8-20	5-5	3-14	7-12	1-7
85-86	20-9	14-2	5-6	14-6	5-3
Totals	611-486	374-139	199-301	266-253	320-222

THE EAGLES' RECORD IN WINTHROP COLISEUM

Season	Won	Lost	Pct.
1982-83	7	8	.467
1983-84	12	5	.706
1984-85	11	4	.733
1985-86	14	2	.875
1986-87	5	5	.500
1987-88	12	3	.800
1988-89	14	5	.737
1989-90	14	4	.778
1990-91	6	7	.462
1991-92	4	11	.267
1992-93	7	5	.583
1993-94	3	9	.250
1994-95	5	7	.417
1995-96	4	8	.333
1996-97	9	4	.692
1997-98	4	9	.308
1998-99	12	1	.923
1999-00	13	1	.929
2000-01	11	1	.917
2001-02	9	4	.692
2002-03	11	3	.786
2003-04	10	4	.714
2004-05	16	0	1.000
2005-06	15	1	.938
2006-07	15	0	1.000
2007-08	12	3	.800
2008-09	7	6	.538
2009-10	12	2	.857
2010-11	9	4	.692
2011-12	7	5	.583
2012-13	11	4	.733
2013-14	12	3	.800
2014-15	11	3	.786
2015-16	14	1	.933
2016-17	14	3	.824
2017-18	11	3	.786
2018-19	11	3	.786
2019-20	12	4	.750
2020-21	11	1	.916
2021-22	7	0	1.000
34 Years	404	156	.720

2021-22 EXTRAS

WINTHROP RECORD ACCORDING TO STARTING LINEUP

Buggs, Good, Anumba, Hightower, Burns Jr.	5-1
Buggs, Corbin, Anumba, Hightower, Talford	1-0
Buggs, Jones Jr., Good, Anumba, Burns Jr.	1-0
Buggs, Jones Jr., Anumba, Hightower, Burns Jr.	1-0
Buggs, Corbin, Anumba, Hightower, Burns Jr.	1-2
Buggs, Corbin, Anumba, Burns Jr., Claxton	0-1
Jones Jr., Good, Anumba, Hightower, Burns Jr.	0-1
McMahon, Corbin, Anumba, Hightower, Burns. Jr.	0-1

WINTHROP RECORD WHEN LEADING SCORER IS...

Burns Jr.	3-4
Anumba	2-0
Hightower	2-1
Corbin	1-1
Good	1-1

WINTHROP RECORD WHEN LEADING REBOUNDER IS...

Hightower	4-1
Burns Jr.	3-0
Talford	2-1
Anumba	1-1
Buggs	0-1
Good	0-1
Jones Jr.	0-1
Claxton	0-2

WINTHROP RECORD WHEN LEADER IN ASSISTS IS..

Buggs	9-3
Hightower	2-1
Jones Jr.	1-2
Anumba	0-1
Burns Jr.	0-1

WINTHROP RECORD WHEN OPPONENT...

Shoots less than 30%:	1-0
30-34%:	0-0
35-39%:	1-0
40-44%:	3-2
45-49%:	2-2
50-59%:	2-2
60-plus:	0-0
Makes 25 or more FG:	6-4
Makes fewer than 25 FG:	3-2
Makes 7 or more 3PT FG:	7-5
Makes 6 or less 3PT FG:	2-1
Makes more than 15 FTs:	1-3
Makes 15 or fewer FTs:	8-3
Commits 13 or fewer TOs:	4-2
Commits 14 or more TOs:	5-4
Scores the first point(s) of 2nd half:	5-3

WINTHROP RECORD WHEN OPPONENT HAS...

A 20-point scorer:	5-3
A 30-point scorer:	0-1
A 40-point scorer:	1-0
More than one 20-point scorer:	2-1
No players in double-figures:	1-0
1 Player in double-figures:	0-0
2 Players in double-figures:	3-3
3 Players in double-figures:	3-1
4 Players in double-figures:	2-2
5 or more players in double-figures:	0-0
6 or more players in double-figures:	0-0

Margin of Victory/Defeat

Breakdown of Eagles' margin of victory...

1	2	3	4	5	6	7	8	9	10	11-15	16-20	21-25	26+
-	2	1	-	1	1	1	1	-	-	-	-	-	3

Breakdown of Eagles' margin of defeat...

1	2	3	4	5	6	7	8	9	10	11-15	16-20	21-25	26-30+
-	1	-	-	-	1	-	-	-	1	2	-	1	-

WINTHROP CURRENT STREAKS

OVERALL

All Games	W3
Big South Games Overall	W6
Ranked opponent	L2

HOME

All Games	W10
Non-Conference Home Games	W8
Big South Home Games	W2

ROAD

All Games	L2
Big South Road Games	W12
Non-Conference Road Games	L2

NEUTRAL

At Neutral Sites	L1
Ranked opponents	L3
Unranked opponents	L1

EAGLES CURRENT STREAKS VS. BIG SOUTH OPPONENTS

Campbell	W7
Charleston Southern	W3
Gardner-Webb	W3
Hampton	W1
High Point	W9
Longwood	W6
Presbyterian College	W5
Radford	W2
UNC Asheville	W1
USC Upstate	W10

RECORD AT WINTHROP COLISEUM

Winthrop Record At Winthrop Coliseum When It Scores...

	Since 2004-05	All-Time (D1 level)
100+:	20-1	28-1
90-99:	23-0	40-1
80-89:	48-7	85-7
70-79:	57-7	114-28
60-69:	38-11	71-46
50-59:	17-14	22-37
40-49:	1-6	1-10

When Winthrop Allows () Points At Winthrop Coliseum...

100+:	1-1
90-99:	4-5
80-89:	17-9
70-79:	34-11
60-69:	53-14
50-59:	51-7
40-49:	38-2
30-39:	2-0

LAST TIME WINTHROP...

TEAM

Scored 70-79 points

74 vs. Campbell, 1-10-22 (W, 74-72)

Scored 80-89 points

86 vs. UNC Asheville, 1-13-22 (W, 86-80 in OT)

Scored 90-99 points

91 vs. Gardner-Webb, 1-10-21 (W, 91-83)

Scored 100+ points

110 vs. Mary Baldwin, 11-9-21 (W, 110-78)

Both Team Score 100 Points Or More

vs. UNC Asheville, 2-26-14 (W, 107-100 in OT)

Held opponent to 40-49 points

vs. Converse, 12-31-21 (W, 78-40)

Held opponent to 30-39 points

vs. Lenoir-Rhyne, 11-20-12 (W, 59-35)

Held opponent to 20-29 points

at College of Charleston (29), 2-26-83 (L, 29-23)

Allowed 70-79 points

72 vs. Campbell, 1-10-22 (W, 74-72)

Allowed 80-89 points

80 vs. UNC Asheville, 1-13-22 (W, 86-80 in OT)

Allowed 90-99 points

92 at Washington State, 11-22-21 (L, 92-86)

Allowed 100 points or more

119 at Auburn, 11-24-17 (L, 119-85)

Scored 50 in a half

at Washington State, 11-22-21 (58-2nd half)

Allowed 50 in a half

vs. Campbell, 12-30-20 (50-2nd half)

Allowed 60 in a half

vs. Gardner-Webb, 1-24-19 (62-2nd half)

Scored 60 in a half

vs. Pfeiffer, 11-25-19 (68-2nd half)

Allowed 60 in a half

vs. Gardner-Webb, 1-24-19 (62-2nd half)

Scored 70 in a half

vs. Pfeiffer, 11-13-18 (73-1st half)

Held Opponent Under 20 Points In A Half

vs. Converse, 12-31-21 (16-1st half)

Won in overtime

vs. UNC Asheville, 1-13-22 (W, 86-80 in OT)

Lost in overtime

at UNC Asheville, 2-9-17 (L, 104-101 in 2OT)

Won At The Buzzer

at Radford, 2-13-16 (W, 86-84 / Keon Johnson GW Jumper)

Lost At The Buzzer

at Fresno State, 11-10-19 (L, 77-74)

Played In Double-Overtime

vs. Gardner-Webb, 1-11-20 (W, 99-95 in 3OT)

Played In Triple-Overtime

vs. Gardner-Webb, 1-11-20 (W, 99-95 in 3OT)

Played Overtime In Non-Conference Game

vs. Mercer, 11-13-21 (W, 88-85 in OT)

Played Overtime In Non-Conference Home Game

vs. Furman, 11-30-16 (W, 58-57/OT)

Played Overtime In Non-Conference Road Game

at Illinois, 11-21-16 (W, 84-80/OT)

Played In Back-To-Back Overtime Games:

12-31-15, won 82-72 over Longwood, 1-3-16, lost 90-87 in 2OT to High Point)

Shot 50-59 percent from field

vs. UNC Asheville, 1-13-22 (.530-Won 86-80)

Shot 60 percent or better from field

vs. (3) Campbell, 3-7-21 (.627-Won 80-53)

An opponent shot 50-59 percent from field

vs. Mississippi State, 12-21-21 (.574-Lost 84-63)

An opponent shot 60 percent or better from field

vs. Campbell, 12-30-20 (.620-Won 84-83)

Shot 50-59 percent from the field in a half

vs. Campbell, 1-10-22 (.538-1st half)

Shot 60-69 percent from the field in a half

vs. Converse, 12-31-21 (.615-2nd half)

Shot 70 percent or better from the field in a half

vs. (3) Campbell, 3-7-21 (.792-2nd half)

Shot 50 percent or better in each half

vs. Mary Baldwin, 11-9-21 (1st .629/2nd .548)

Pulled down 50 rebounds or more

vs. Converse, 12-31-21 (52)

Allowed 50 or more rebounds

vs. Charleston Southern, 2-23-19 (51)

Pulled down 60 rebounds or more

vs. Pfeiffer, 11-25-19 (61)

Had 40 or more defensive rebounds

vs. Pfeiffer, 11-25-19 (45)

Had 20 Offensive rebounds

vs. Carver College, 12-11-21 (20)

Allowed opponent 20 Offensive rebounds

vs. Pfeiffer, 11-13-18 (+28, Won 134-99)

Outrebounded Opponent by 20

vs. Converse, 12-31-21 (+22/52-30, W, 78-40)

Outrebounded by 20

at Colorado State, 11-14-17 (-22/51-29, L 80-76)

Won by 20-29 points

at Hampton, 1-16-20 (W, 116-95/+21)

Won by 30-39 points

vs. Converse, 12-31-21 (W, 78-40/+38)

Won by 40-49 points

vs. Pfeiffer, 11-25-19 (W, 127-83/+44)

Won by 50+ points

vs. Mars Hill, 11-21-17 (W, 104-49/+55)

Lost by 20-29 points

at #21 Maryland, 12-6-14 (L, 82-62/-20)

Lost by 30-39 points

at Auburn, 11-24-17 (L, 119-85)

Lost by 40-49 points

vs. Duke, 3-14-02 (L, 84-37/-47)

Lost by 50+ points

at Syracuse, 11-22-96 (L, 106-51/-55)

Hit 10 or more threes

vs. Campbell, 1-10-22 (11)

Hit 15 or more threes

at Washington State, 11-22-21 (16)

Allowed 10 or more threes

vs. UNC Asheville, 1-13-22 (10)

Allowed 15 or more threes

vs. Pfeiffer, 11-13-18 (20)

Did not hit a three-pointer in a game

vs. Presbyterian College, 2-14-12 (0-8)

Held opponent without a three-pointer

at Liberty, 1-22-15 (0-10)

Shot 60 percent from three (10 made min.)

vs. Charleston Southern, 1-27-16 (17-28/.607%)

Shot 100 percent from FT Line (10 made min.)

vs. Coastal Carolina, 2-18-16 (20-20)

Shot 50 percent or less from FT Line (15 FTA min.)

at USC Upstate, 12-12-20 (8-for-19/42%)

Attempted 30-39 Free Throws

vs. UNC Greensboro, 12-1-20 (37)

Attempted 40-49 free throws

vs. Gardner-Webb, 1-11-20 (40)

Attempted 50 or more free throws

vs. Campbell, 12-30-20 (50)

Dished out 20 or more assists

vs. Mary Baldwin, 11-9-21 (21)

Had 15 Or More Steals

vs. Greensboro College, 12-6-16 (20-One shy of school record)

No Steals in a game

vs. Villanova (3/19/21)

Had 10 or More Blocks

at High Point, 2-10-18 (10)

Commit 5 or fewer turnovers in a game

at Coastal Carolina, 3-8-15 (5)

Commit 20 or more turnovers in a game

vs. Campbell, 12-30-20 (22)

Commit 30 or more turnovers in a game

No games since 1994-95 (no team game-by-game available prior)

Had 3 players in double-figures

vs. Campbell, 1-10-22 (Hightower 17, Buggs 12, Anumba 10)

Had 4 players in double-figures

vs. UNC Asheville, 1-13-22 (Anumba 18, Burns Jr. 16, Talford 16, Hightower 13)

Had 5 or more players in double-figures

vs. Furman, 12-7-21 (Anumba 18, Hightower 16, Burns Jr. 12, Buggs 13, Talford 10)

Had 6 or more players in double-figures

vs. Mary Baldwin, 11-9-21 (Burns Jr. 30, Hightower 13, Talford 13, Corbin 12, McMahon 10, Claxton 10)

Had 7 or more players in double-figures

vs. Pfeiffer, 11-25-19 (Burns Jr. 19, Corbin 16, Ferguson 14, Jones Jr. 13, Zunic 13, King 11, Hale 10)

Played a ranked team

vs. #18 Villanova, 3-19-21 (Lost, 73-63)

WINTHROP PLAYER...

Score 20-29 Points

12-31-21 vs. Converse (D.J. Burns Jr., 20)

Score 30-39 Points

11-22-21 at Washington State (Patrick Good, 33)

Score 40 Or More Points

2-9-17 at UNC Asheville (Keon Johnson, 40)

Had two players score 20 or more points same game

1-16-20 at Hampton (D.J. Burns Jr. 22/Josh Ferguson 20)

Hit 10 Field Goals Or More

D.J. Burns Jr. at Washington, 11-27-21 (12-of-21)

Made 10 or more free throws

Bjorn Broman vs. Gardner-Webb, 1-24-19 (11-of-13)

Made 5 or more threes

Cory Hightower vs. Campbell, 1-10-22 (5-of-6)

Had 20 or more rebounds

Xavier Cooks at Longwood (20)

Had 20 points, 20 rebounds same game

Xavier Cooks at Longwood (21 points, 20 rebounds)

Dish Out 10 Or More Assists

Chandler Vaudrin/Russell Jones Jr. vs. (8) High Point, 3-1-21

Record 5 Or More Steals

Cory Hightower (5, at Middle Tennessee State, 11-16-21)

Have 5 Or More Blocks

Josh Ferguson vs. ETSU, 11-17-18 (5)

Registered A Double-Double (Guard)

Adam Pickett (23 points, 12 rebounds vs. Presbyterian College, 2-13-19)

Registered A Double-Double (Forward/Center)

Cory Hightower (13 points, 11 rebounds vs. UNC Asheville, 1-13-22)

Two Player Record Double-Double

at Gardner-Webb, 2-15-18 (Xavier Cooks/Adam Pickett)

Registered A Triple-Double

Chandler Vaudrin (10 points, 12 rebounds, 10 assists vs. (8) High Point, 3-1-21)

2021-22 MISC. STATS

Most 1st Half Points

Winthrop 58 vs. Mary Baldwin
Opponents 47 at Wash St./Miss. St.

Most 2nd Half Points

Winthrop 58 at Washington St.
Opponents 45 at Washington St.

Fewest 1st Half Points

Winthrop 27 vs. Mercer
Opponents 16 vs. Converse

Fewest 2nd Half Point

Winthrop 29 at MTSU
Opponents 24 vs. Converse

Largest Half Time Lead

Winthrop 22 vs. Converse
Opponents 19 at Washington St.

Largest Margin of Victory

Winthrop +38 vs. Converse
Opponents 14 at Vanderbilt

Largest Deficit in Win

Winthrop 15 vs. Mercer

Largest Deficit In Loss

Winthrop 24 at Wash. St.

Largest Lead In Loss

Winthrop 12 at Elon

Largest Lead In Win

Winthrop 42 vs. Converse

Most Points 1st OT

Winthrop 11 vs. UNCA
Opponents 5 (UNCA/Mercer)

Most Points 2nd OT

Winthrop n/a
Opponents n/a

Most Points 3rd OT

Winthrop n/a
Opponents n/a

Career numbers (below) only reflect NCAA D1 level

First Player To Score

Burns Jr.	9
Buggs	2
Corbin	2
Claxton	1
Good	1

First Off The Bench

Talford	8
Claxton	7
Good	5
Jones Jr.	5
McMahon	4
Corbin	3
King	2
Buggs	1
Burns Jr.	1

Points Leader

	Sea.	Car.
Burns Jr.	7	23
Hightower	4	22
Good	2	19
Corbin	2	6
Anumba	1	3
Buggs	0	14
Jones Jr.	0	3
Claxton	0	2
McMahon	0	1

Rebound Leader

	Sea.	Car.
Hightower	5	36
Burns Jr.	3	7
Talford	3	7
Anumba	2	11
Claxton	2	7
Good	1	2
Buggs	1	1
Jones Jr.	1	1

Assist Leader

	Sea.	Car.
Buggs	12	78
Hightower	3	18
Jones Jr.	3	7
Anumba	1	4
Burns Jr.	1	1

Steals Leader

	Sea.	Car.
Good	6	25
Hightower	4	31
Buggs	3	35
Claxton	3	10
Talford	3	4
Jones Jr.	2	16
McMahon	1	6
Burns Jr.	1	5
King	1	3
Corbin	1	2
Anumba	0	12

Blocks Leader

	Sea.	Car.
Burns Jr.	7	31
Talford	6	8
Claxton	4	21
Hightower	3	31
Buggs	3	16
Anumba	2	8
Corbin	1	2
King	0	6

Dunks

	Sea.	Car.
Talford	13	23
Claxton	10	59
Burns Jr.	4	14
King	2	2
Anumba	1	1
Corbin	0	2

Double-Figures

	Sea.	Car.
Burns Jr.	13	45
Hightower	8	65
Talford	6	11
Good	5	38
Anumba	4	22
Buggs	3	37
Jones Jr.	3	15
Corbin	3	10
Claxton	1	9
McMahon	1	6
Claxton	1	1
King	0	4

20-29 Points

	Sea.	Car.
Burns Jr.	4	8
Good	1	6
Hightower	0	5
Buggs	0	2
Corbin	0	1
Jones Jr.	0	1
McMahon	0	1

30+ Points

	Sea.	Car.
Good	1	2
Burns Jr.	1	1

40+ Points

	Sea.	Car.
none		

10+ Assists

	Sea.	Car.
Buggs	0	5
Hightower	0	1
Jones Jr.	0	1

10+ Rebounds

	Sea.	Car.
Hightower	3	10
Talford	1	1
Anumba	0	1

20+ Rebounds

	Sea.	Car.
none		

5+ Steals

	Sea.	Car.
Cory Hightower	1	1

Double-Doubles

	Sea.	Car.
Cory Hightower	2	9
Chase Claxton	1	1
Kelton Talford	1	1
Drew Buggs	0	3

20/20 Pts/Reb

	Sea.	Car.
none		

Triple-Doubles

	Sea.	Car.
Cory Hightower	0	1

EAGLE EYE VIEW OF THE TEAM

LAST 10 WINS

86-80 (OT) vs. UNC Asheville, 1-13-22
 74-72 vs. Campbell, 1-10-22
 78-40 vs. Converse, 12-31-21
 83-52 vs. Carver College, 12-11-21
 85-80 vs. Furman, 12-7-21
 82-75 vs. Hartford, 12-1-21
 82-74 at Washington, 11-27-21
 88-85 (OT) vs. Mercer, 11-13-21
 110-78 vs. Mary Baldwin, 11-9-21
 80-53 vs. (3) Campbell, 3-7-21

LAST 10 LOSSES

84-63 vs. Mississippi State, 12-21-21
 83-81 at Elon, 12-15-21
 74-64 at Coastal Carolina, 12-4-21
 92-86 at Washington State, 11-22-21
 77-63 at Vanderbilt, 11-20-21
 76-65 at Middle Tennessee, 11-16-21
 57-55 vs. UNC Asheville, 1-29-21
 87-81 vs. Hampton, 2-22-20
 74-70 at Gardner-Webb, 2-13-20
 81-77 vs. Radford, 2-10-20

Winthrop All-Time Record By Months

November	115-85 (.575)
December	129-140 (.477)
January	239-176 (.574)
February	213-144 (.596)
March	52-31 (.627)

Record By Days Of The Week Since 2012-13

Year	Monday	Tuesday	Wednesday	Thursday	Friday	Saturday	Sunday	Overall
12-13	0-0	3-3	4-5	0-1	0-0	6-8	1-0	14-17
13-14	0-0	2-1	7-5	1-0	1-0	8-5	1-2	20-13
14-15	3-1	1-0	5-3	2-2	1-1	6-5	1-1	19-13
15-16	2-0	3-2	3-2	3-2	2-1	9-1	1-1	23-9
16-17	1-0	3-0	5-0	6-2	1-1	9-3	1-1	26-7
17-18	1-0	1-4	3-1	3-2	1-3	7-2	3-0	19-12
18-19	1-0	1-3	2-2	5-3	0-0	8-4	1-0	18-12
19-20	3-1	1-0	1-1	9-3	1-1	8-3	1-1	24-10
20-21	2-0	3-0	2-0	7-0	3-1	3-0	3-0	23-1
21-22	1-1	2-2	1-1	1-0	1-0	3-2	0-0	9-6
Totals	14-3	20-15	33-20	36-15	11-8	68-32	15-6	195-100

Double Digit Deficits In A Win (Since 2012-13)

15	11-13-21 vs. Mercer	W	88-85 OT
15	3-8-20 vs. (5) Hampton	W	76-68
15	1-25-14 vs. VMI	W	58-57
15	1-5-19 at UNCA	W	80-65
14	2-13-19 vs. PC	W	93-85
14	12-20-16 vs. Georgia Southern	W	86-84
13	1-24-15 vs. Campbell	W	71-63
12	1-16-20 at Hampton	W	116-95
12	11-28-18 at Tennessee Tech	W	82-70
12	12-29-18 vs. Prairie View	W	76-62
12	11-21-16 at Illinois	W	84-80 OT
12	3-5-14 vs. Liberty	W	77-65
12	11-9-13 vs. Roanoke College	W	93-74
11	12-21-19 vs. Elon	W	85-80
11	1-24-18 at Longwood	W	95-78
11	1-19-17 vs. UNCA	W	76-73
11	2-26-14 vs. UNCA	W	107-100 OT
10	2-18-21 at High Point	W	76-70
10	12-16-17 at Alabama State	W	88-80
10	1-12-18 at Charleston Southern	W	64-53
10	12-17-16 at Hampton	W	86-79
10	12-29-16 at Charleston Southern	W	84-68
10	1-24-16 at Longwood	W	82-68

Double Digit Leads In A Loss (Since 2012-13)

23	1-6-16 at UNCA	L	85-84
18	1-26-19 at PC	L	99-91
17	1-10-15 at Gardner-Webb	L	65-64
16	2-11-15 at High Point	L	73-72
15	12-7-19 vs. Coastal Carolina	L	92-88
14	11-14-17 at Colorado State	L	80-76
14	1-28-17 vs. High Point	L	83-80 OT
12	12-15-21 at Elon	L	63-61
12	1-17-15 vs. Radford	L	85-77
12	2-1-14 at High Point	L	65-64
12	2-19-13 at Gardner-Webb	L	65-52
11	2-6-13 at UNCA	L	69-56
10	2-21-19 at Radford	L	87-81
10	1-26-14 at Radford	L	58-57

2021-22 STARTERS BY GAME

DATE	OPPONENT	G	G	G/F	F	F/C
11/9	Mary Baldwin	Drew Buggs	Josh Corbin	Micheal Anumba	Cory Hightower	D.J. Burns Jr.
11/13	Mercer	Drew Buggs	Josh Corbin	Micheal Anumba	Cory Hightower	Kelton Talford
11/16	at Middle Tennessee	Sin'Cere McMahon	Josh Corbin	Micheal Anumba	Cory Hightower	D.J. Burns Jr.
11/20	at Vanderbilt	Drew Buggs	Josh Corbin	Micheal Anumba	Cory Hightower	D.J. Burns Jr.
11/22	at Washington State	Drew Buggs	Josh Corbin	Micheal Anumba	Chase Claxton	D.J. Burns Jr.
11/27	at Washington	Drew Buggs	Patrick Good	Micheal Anumba	Cory Hightower	D.J. Burns Jr.
12/1	Hartford	Drew Buggs	Patrick Good	Micheal Anumba	Cory Hightower	D.J. Burns Jr.
12/4	at Coastal Carolina	Drew Buggs	Patrick Good	Micheal Anumba	Cory Hightower	D.J. Burns Jr.
12/7	Furman	Drew Buggs	Patrick Good	Micheal Anumba	Cory Hightower	D.J. Burns Jr.
12/11	vs. Carver	Drew Buggs	Russell Jones Jr.	Patrick Good	Micheal Anumba	D.J. Burns Jr.
12/15	at Elon	Russell Jones Jr.	Patrick Good	Micheal Anumba	Cory Hightower	D.J. Burns Jr.
12/21	vs. Mississippi St.	Drew Buggs	Patrick Good	Micheal Anumba	Cory Hightower	D.J. Burns Jr.
12/31	Convers College	Drew Buggs	Patrick Good	Micheal Anumba	Cory Hightower	D.J. Burns Jr.
1/5	at High Point			POSTPONED		
1/10	Campbell	Drew Buggs	Russell Jones Jr.	Micheal Anumba	Cory Hightower	D.J. Burns Jr.
1/13	UNC Asheville	Drew Buggs	Patrick Good	Micheal Anumba	Cory Hightower	D.J. Burns Jr.
1/15	at Charleston Southern					
1/19	at Presbyterian College					
1/22	Gardner-Webb					
1/26	at USC Upstate					
1/29	at Longwood					
2/2	North Carolina A&T					
2/5	at Hampton					
2/9	Radford					
2/12	Presbyterian College					
2/16	at Gardner-Webb					
2/19	at UNC Asheville					
2/23	USC Upstate					
2/26	Charleston Southern					

2021-22 SPECIALTY STATS

DATE/OPPONENT	IN PAINT (WU/OPP)	OFF-TO (WU/OPP)	2ND CHANCE (WU/OPP)	FAST BREAK (WU/OPP)	BENCH	TIES/LEAD	LARGEST LEAD	BIGGEST DEFICIT
11/9 Mary Baldwin	50/32	24/6	10/4	17/6	48/23	0/2	33	1
11/13 Mercer	36/44	27/16	4/10	23/12	57/4	5/6	3	15
11/16 at Middle Tennessee	24/36	3/29	6/10	6/20	18/23	3/2	6	13
11/20 at Vanderbilt	24/42	9/19	0/9	5/6	31/4	5/2	2	18
11/22 at Washington St.	24/28	11/14	16/12	5/2	56/30	0/0	none	24
11/27 at Washington	40/28	20/10	16/4	9/5	23/15	0/2	12	1
12/1 Hartford	36/28	13/11	5/4	6/9	22/3	3/6	8	3
12/4 at Coastal Carolina	26/26	15/10	6/17	4/21	20/4	3/5	4	14
12/7 Furman	44/24	18/7	5/8	7/8	17/14	24/10	5	5
12/11 vs. Carver College	34/24	11/14	18/5	14/7	53/18	0/1	32	none
12/15 at Elon	18/26	15/16	11/7	3/3	15/17	2/4	12	7
12/21 vs. Mississippi State	30/32	9/18	5/8	6/6	22/16	0/0	none	23
12/31 Converse College	40/16	26/11	11/0	14/6	41/15	1/2	42	1
1/5 at High Point				POSTPONED				
1/10 Campbell	26/26	7/9	15/3	6/5	25/7	14/10	7	7
1/13 UNC Asheville	60/30	20/21	10/9	15/10	25/0	9/19	7	5
1/15 at Charleston Southern								
1/19 at Presbyterian College								
1/22 Gardner-Webb								
1/26 at USC Upstate								
1/29 at Longwood								
2/2 North Carolina A&T								
2/5 at Hampton								
2/9 Radford								
2/12 Presbyterian College								
2/16 at Gardner-Webb								
2/19 at UNC Asheville								
2/23 USC Upstate								
2/26 Charleston Southern								
Totals	512/442	228/211	138/110	140/126	473/193	26/42	Largest - 42	Biggest - 24
Averages	34.1/29.5	15.2/14.1	9.2/7.3	9.3/8.4	31.5/12.9			

MARK PROSSER

Rock Hill, S.C. – Winthrop University Mark Prosser has been hired as the 7th head coach in Winthrop men's basketball history, announced Friday by the Vice President for Intercollegiate Athletics Ken Halpin.

Prosser has spent the last three seasons as the head coach of the Western Carolina men's basketball program and is no stranger to Winthrop. In April of 2012, Prosser was hired as an assistant coach under Pat Kelsey and then served as Associate Head Coach from August of 2013 until his departure to Western Carolina in the spring of 2018.

Before departing for Western Carolina, Prosser played a role in helping bring the Winthrop men's basketball program back to the top of the Big South Conference, which was achieved when the Eagles captured the 2017 Big South Conference Championship and returned to the NCAA Tournament.

"My family and I could not be more excited to come home to Winthrop University and the Rock Hill community," said Prosser. "We'd like to thank Dr. Halpin, Dr. Hynd, the Board of Trustees and the entire Winthrop community for entrusting us with one of the most prestigious college basketball programs in the country."

In just his second season at the helm of the Cata-mounts program, Prosser led the team to a 12-win improvement to finish the season at 19-12. It was the second-most improved mark across NCAA Division I men's basketball. That season the team reached the Southern Conference semifinals before falling to eventual champion ETSU. That season Prosser's achievement was recognized by College Insider as he was honored as the Skip Prosser 'Man of the Year' award, which is named after his father.

Winthrop has been one of the top three-point shooting teams in the Big South Conference and nationally over the last 5-6 years and Prosser's teams in three seasons averaged 9.15 threes per game, which included a program record for a single-season with 302 in 2019-20. In 2018-19 the team set the program record for threes in a single-season, which now sits as the second-most.

Prosser began his coaching career as an assistant coach with Wofford College in Mike Young's first season (2002-03). During that season the Terriers posted a 14-15 mark, which included a 79-77 victory at Virginia Tech. In the Southern Conference, Wofford posted an 8-8 record and advanced to the quarterfinals of the conference tournament.

Following his year at Wofford, Prosser headed to Bucknell as an assistant from 2003-08 under Pat Flannery.

It was at Bucknell that Prosser experienced the most post-season success as the Bison scored two NCAA Tournament upset victories during his tenure. In 2005, the 14th-seeded Bison upset No. 3 Kansas in the first

round, earning the award for "Best Upset" at the 2005 ESPY Awards, and finished the year ranked 25th overall nationally with a 23-10 record. The following season, No. 9 seed Bucknell defeated No. 8 Arkansas in March Madness.

In 2005-06, the Bison went undefeated in Patriot League play, the first team to do so in conference history. The team was ranked in the top 25 for the first time in school history and featured Patriot League Player of the Year Charles Lee. For the NCAA Tournament, the Bison were seeded 9th and defeated Arkansas in the first round. In the second round they were defeated by Memphis to end the season at 27-5, the best record in school history.

While at Bucknell, Prosser signed 2008 Patriot League All-Freshman team selection Todd O'Brien and was involved in the player development of Charles Lee, who went on to sign a professional contract with the NBA's San Antonio Spurs. Lee was a three-time All-Patriot League selection and the 2006 Patriot League Player of the Year.

In the summer of 2008, Prosser returned to the sidelines at Southern Conference-member Wofford. During his first season back in Spartanburg in 2008, the Terriers set a school record with 12 SoCon wins. In addition, the team posted its first winning overall record since moving to the NCAA Division I level. The following year, Prosser helped Wofford reach a school-record 26 wins along with the Southern Conference Championship and a trip to the NCAA Tournament.

All told, with Prosser on the bench in Spartanburg, the Terriers posted a 63-36 (.636) overall record, highlighted by back-to-back SoCon regular season and tournament championships, and consecutive appearances in the NCAA Tournament. He helped Wofford to a then school-record 26 victories in 2009-10 with a second 20-win season in 2010-11 with a squad that led the SoCon in assists and was also first in assist/turnover margin. Wofford also was eighth in the nation in 3-point percentage and 12th in overall field goal percentage.

Prosser was instrumental in the development of three-time first-team All-SoCon selection Noah Dahlman, a post player who scored more than 2,000 career points and was twice dubbed SoCon Tournament MVP.

A native of Wheeling, W.Va., Prosser played collegiately at Marist College in Poughkeepsie, N.Y., before a knee injury ended his career prematurely. He began his coaching career as a student assistant coach at Marist until his graduation in 2002, helping the Red Foxes to a share of the Metro-Atlantic Athletic Conference (MAAC) regular season title in 2001-02.

Prosser and his wife Emily are the parents of two -- a daughter, Ava Grayce and a son, Declan.



Career Record

Winthrop: 9-6

Career: 51-82

Big South: 0-0

Coaching Experience

1999-2002

Marist

Student Assistant

2002-03

Wofford College

Assistant Coach

2003-08

Bucknell

Assistant Coach

2008-11

Wofford College

Assistant Coach

2011-12

Brevard College

Head Coach

2012-2013

Winthrop

Assistant Coach

2013-18

Winthrop

Associate Head Coach

2018-21

Western Carolina

Head Coach

2021-present

Winthrop

Head Coach

Playing Experience

1998-99

Marist

MARK PROSSER ERA



Prosser Facts

- Hired as the 7th head coach in Winthrop men's basketball history on Apr. 2, 2021
- Earned his first win at Winthrop on Nov. 9, 2021 with a 110-78 victory over Mary Baldwin as all seven head coaches in program history won in their debut
- Became the 4th coach in program history to begin Winthrop career 2-0
- Joined Dan Kenney and Gregg Marshall as the only Winthrop coach to get a win in their first Big South Conference regular season contest
- Prosser, Kenney and Marshall are also the only coaches to start Big South career 2-0
- Led Eagles to first ever win over PAC 12 opponent with an 82-74 win at Washington on Nov. 27, 2021
- The win at Washington was the first over a Power 5 team in his career (8th meeting ever vs. Power 5 and is now 1-7)
- Has been on staff for nine conference championship title games and five NCAA Tournament appearances
- Between being the head coach and an assistant coach he's represented Winthrop in 202 games on the bench

PROSSER TRENDS

	<u>WU</u>	<u>Career</u>
Lead at the half:	7-2	39-15
Trail at the half:	1-4	9-65
Tied at the half:	1-0	3-2
Double-Figure leads at the half:	3-0	16-1
Double-Figure deficit at the half:	1-2	4-36
Score 80+ :	7-1	32-11
Score 70+:	9-1	45-28
Score 60+:	9-6	46-45
Score less than 60:	0-0	0-22
Allow 80+:	3-2	13-33
Allow 70+:	7-4	34-66
Allow 60+:	7-6	42-70
Allow less than 60 points:	2-0	9-2
Shoot 50% or better:	6-0	30-10
Shoot 40% or better:	9-4	49-49
Shoot 70% or better at FT Line:	4-4	25-35
Shoot 80% or better at FT Line:	1-0	14-10
Higher field goal percentage:	9-1	44-15
Lower field goal percentage:	0-5	7-66
Same field goal percentage:	0-0	0-1
Outrebound opponent:	8-1	41-29
Outrebound opponent 10+:	4-0	16-6
Outrebounded by opponent:	1-5	7-47
Rebounds are even:	0-0	3-6
More free throw attempts:	6-2	30-28
Fewer free throw attempts:	3-4	18-48
Free throw attempts are even:	0-0	2-3
Make 7+ 3's:	7-4	43-54
Make 10+ 3's:	6-2	32-17
Day games:	2-1	28-33
Night games:	7-5	22-49
Morning games:	0-0	1-0
Games on Monday:	1-1	4-5
Games on Tuesday:	2-2	4-7
Games on Wednesday:	1-1	8-26
Games on Thursday:	1-0	4-6
Games on Friday:	1-0	2-7
Games on Saturday:	3-2	27-30
Games on Sunday:	0-0	2-1

Games Decided By:

1 point:	4-1
2 points:	4-3
5 points or less:	11-16
6-9 points:	13-15
Double-figures:	21-45

PROSSER ALL-TIME RECORD vs. OPPONENTS

Team	Games	Overall	Home	Road	Neutral	BSC Tourney	PF	PA
Anderson (S.C.)	2	1-1	0-1	1-0	0-0	0-0	145	140
Barton	1	0-1	0-0	0-0	0-1	0-0	55	89
Belmont Abbey	1	0-1	0-1	0-0	0-0	0-0	80	90
Bryan	1	1-0	1-0	0-0	0-0	0-0	70	64
Bowling Green	1	0-1	0-0	0-1	0-0	0-0	52	73
Campbell	1	1-0	1-0	0-0	0-0	0-0	74	72
Carson-Newman	2	0-2	0-1	0-1	0-0	0-0	108	153
Carver College	1	1-0	0-0	0-0	1-0	0-0	83	52
Catawba College	2	0-2	0-1	0-1	0-0	0-0	106	135
Chattanooga	6	3-3	1-2	2-1	0-0	0-0	466	470
Citadel	7	5-2	3-0	2-1	0-1	0-0	604	579
Coastal Carolina	1	0-1	0-0	0-1	0-0	0-0	64	74
College of Charleston	2	1-1	0-1	1-0	0-0	0-0	150	147
Converse	1	1-0	1-0	0-0	0-0	0-0	78	40
Elon	1	0-1	0-0	0-1	0-0	0-0	61	63
ETSU	7	0-7	0-3	0-3	0-1	0-0	477	567
Florida State	1	0-1	0-0	0-1	0-0	0-0	74	79
Furman	7	1-6	1-3	0-3	0-0	0-0	509	562
Gardner-Webb	1	1-0	1-0	0-0	0-0	0-0	71	59
Georgia	1	0-1	0-0	0-1	0-0	0-0	72	91
Hartford	1	1-0	1-0	0-0	0-0	0-0	82	75
High Point	1	0-1	0-0	0-1	0-0	0-0	59	86
Hiwassee	1	1-0	1-0	0-0	0-0	0-0	94	55
Iowa	1	0-1	0-0	0-1	0-0	0-0	60	78
Jacksonville	2	2-0	1-0	1-0	0-0	0-0	173	159
Jacksonville State	1	0-1	0-0	0-0	0-1	0-0	53	84
Lees-McRae	1	1-0	1-0	0-0	0-0	0-0	71	55
Lenoir-Rhyne	2	1-1	1-0	0-1	0-0	0-0	133	130
Lincoln Memorial	2	0-2	0-1	0-1	0-0	0-0	101	153
Mars Hill	2	2-0	1-0	1-0	0-0	0-0	169	156
Mary Baldwin	1	1-0	1-0	0-0	0-0	0-0	110	78
Mercer	8	4-4	3-1	0-3	1-0	0-0	622	594
Middle Tennessee	1	0-1	0-0	0-1	0-0	0-0	65	76
Mississippi State	1	0-0	0-0	0-0	0-1	0-0	63	84
Montevallo	1	0-1	0-1	0-0	0-1	0-0	40	83
Mount Olive	1	0-1	0-0	0-1	0-0	0-0	78	100
Newberry	3	1-2	1-1	0-1	0-0	0-0	239	261
North Carolina A&T	2	2-0	1-0	1-0	0-0	0-0	194	162
North Carolina State	1	0-1	0-0	0-1	0-0	0-0	67	100
North Georgia	1	0-1	0-0	0-1	0-0	0-0	66	75
North Greenville	1	0-1	0-0	0-1	0-0	0-0	61	68
Piedmont	2	2-0	2-0	0-0	0-0	0-0	204	105
Samford	5	3-2	2-0	1-2	0-0	0-0	422	391
SMU	1	0-1	0-0	0-1	0-0	0-0	65	98
Southern Miss	1	0-1	0-0	0-0	0-1	0-0	63	68
Stetson	1	1-0	0-0	1-0	0-0	0-0	70	64
Tennessee Tech	2	2-0	1-0	1-0	0-0	0-0	165	151
Troy	1	0-1	0-0	0-0	0-1	0-0	64	66
Tusculum	2	0-2	0-1	0-1	0-0	0-0	113	140
UNC Asheville	5	4-1	2-0	2-1	0-0	0-0	366	386
UNC Greensboro	6	1-5	0-3	1-2	0-0	0-0	393	459
UNC Wilmington	1	1-0	0-0	0-0	1-0	0-0	98	76
Vanderbilt	1	0-1	0-0	0-1	0-0	0-0	63	77
VCU	1	0-1	0-0	0-1	0-0	0-0	68	93
VMI	7	2-5	1-2	1-2	0-1	0-0	547	575
Wake Forest	1	0-1	0-0	0-1	0-0	0-0	64	71
Washington	1	1-0	0-0	1-0	0-0	0-0	82	74
Washington State	1	0-1	0-0	0-1	0-0	0-0	86	92
Wingate	2	0-2	0-1	0-1	0-0	0-0	110	147
Wofford	6	2-4	1-2	1-2	0-0	0-0	405	474
Wright State	1	0-1	0-0	0-1	0-0	0-0	73	96
Xavier	1	0-1	0-0	0-1	0-0	0-0	61	74
Young Harris	2	0-2	0-1	0-1	0-0	0-0	140	171
TOTALS	133	51-82	29-26	18-47	3-9	0-0	9,759	9,274

WINTHROP'S ALL-TIME 30/40-POINT GAMES

40-POINT GAMES

Melvin Branham (Jr.)	45	Jan. 10, 1994 at Charleston Southern
David McMahan	42	Jan. 15, 1996 vs. Coastal Carolina
Keon Johnson	40	Feb. 9, 2017 at UNC Asheville
Michael Jenkins	40	Nov. 10, 2006 vs. North Greenville
Fred McKinnon	40	Nov. 29, 1985 vs. Morris College

30-POINT GAMES

Keon Johnson	39	Feb. 4, 2017 vs. Campbell
Mike Gaither	39	Nov. 18, 1982 vs. Coker College (Clover, SC)
Keon Johnson	38	Nov. 21, 2016 at Illinois
Jimmy Gavin	38	Nov. 27, 2015 at North Carolina State (Raleigh, NC)
Greg Lewis	38	Dec. 21, 1999 vs. UNC Greensboro
Keon Johnson	37	Dec. 31, 2016 vs. Radford
Robbie Waldrop	37	Feb. 12, 1998 at Charleston Southern
Xavier Cooks	36	Feb. 15, 2018 at Gardner-Webb
Keon Johnson	36	Jan. 27, 2016 vs. Charleston Southern
Fred McKinnon	36	Feb. 2, 1985 at Livingstone College
Charles Brunson	36	Nov. 25, 1980 at Voorhees
Nych Smith	35	Jan. 26, 2019 at Presbyterian College
Fred McKinnon	35	Jan. 16, 1986 vs. Central Wesleyan College
Charles Brunson	35	Feb. 4, 1982 vs. Erskine
Charles Brunson	35	Dec. 10, 1980 at Belmont Abbey
David McMahan	34	Dec. 30, 1995 at Georgia State
Charles Brunson	34	Nov. 22, 1980 at Morris College
Charles Brunson	34	Nov. 19, 1980 vs. Allen University
Patrick Good	33	Nov. 22, 2021 at Washington State
Andre Jones	33	Dec. 27, 2011 at Georgia
Michael Jenkins	33	Mar. 6, 2008 vs. UNC Asheville (Big South Tourney Championship game)
Greg Lewis	33	Feb. 18, 2002 vs. Coastal Carolina
George Henson	33	Feb. 10, 1990 at Campbell
Shaun Wise	33	Dec. 28, 1989 at US International
Charles Brunson	33	Jan. 11, 1981 at Webber College
Josh Ferguson	32	Dec. 7, 2019 vs. Coastal Carolina
Keon Johnson	32	Feb. 13, 2016 at Radford
Keon Johnson	32	Dec. 31, 2015 vs. Campbell
Keon Johnson	32	Nov. 24, 2015 at USC Upstate
Torrell Martin	32	Feb. 24, 2007 at Coastal Carolina
Torrell Martin	32	Feb. 20, 2006 at Liberty
Melvin Branham (Jr.)	32	Jan. 27, 1994 at Towson State
Mark Hailey (Sr.)	32	Feb. 20, 1993 vs. Radford
Eddie Gay (Sr.)	32	Dec. 13, 1992 vs. The Citadel
Charles Brunson	32	Jan. 16, 1982 at USC-Aiken
Charles Brunson	32	Jan. 15, 1981 at USC-Spartanburg
Xavier Cooks	30	Dec. 5, 2017 at Georgia
Keon Johnson	31	Mar. 3, 2017 vs. #4 Gardner-Webb
Keon Johnson	31	Mar. 2, 2017 vs. #8 Charleston Southern
Keon Johnson	31	Jan. 28, 2017 vs. High Point
Jimmy Gavin	31	Mar. 6, 2016 vs. UNC Asheville (Buies Creek, NC-Big South Tourney Championship game)
Jimmy Gavin	31	Feb. 27, 2016 at Campbell
Torrell Martin	31	Dec. 4, 2006 at #12 Wisconsin
Ted Houpt	31	Feb. 12, 1987 at Howard University
Fred McKinnon	31	Nov. 22, 1985 vs. Wingate
Charles Brunson	31	Feb. 8, 1982 vs. Presbyterian College
Donnie Creamer	31	Dec. 9, 1978 at Erskine
D.J. Burns Jr.	30	Nov. 9, 2021 vs. Mary Baldwin
Keon Johnson	30	Dec. 19, 2015 at Georgia Southern
Keon Moore	30	Jan. 3, 2015 vs. High Point
Tyson Waterman	30	Feb. 12, 1999 vs. Charleston Southern
Ronnie Creamer	30	Jan. 15, 1979 at Francis Marion
LaShawn Coulter	30	Jan. 21, 1995 at UNC Asheville
Mark Hailey (Jr.)	30	Nov. 23, 1991 vs. Averett College
Greg Washington	30	Dec. 15, 1988 vs. East Carolina
Fred McKinnon	30	Feb. 10, 1985 vs. Armstrong State
Ronnie Creamer	30	Nov. 18, 1978 vs. Catawba

Indv./Team Most Points Single-Game

Top 10 Individual Scoring Performances Home/Away

Home

42	David McMahan	(vs. Coastal Carolina, 1-15-96)
40	Michael Jenkins	(vs. North Greenville, 11-10-06)
	Fred McKinnon	(vs. Morris College, 11-29-85)
	Keon Johnson	(at UNC Asheville, 2-9-17)
39	Keon Johnson	(vs. Campbell, 2-4-17)
38	Greg Lewis	(vs. UNC Greensboro, 12-21-99)
37	Keon Johnson	(vs. Radford, 12-31-16)
36	Keon Johnson	(vs. Charleston Southern, 1-27-16)
35	Fred McKinnon	(vs. Central Wesleyan College, 1-16-86)
	Charles Brunson	(vs. Erskine College, 2-4-82)

Away

45	Melvin Branham Jr.	(at Charleston Southern, 1-10-94)
40	Keon Johnson	(at UNC Asheville, 2-9-17)
38	Keon Johnson	(at Illinois, 11-21-16)
	Jimmy Gavin	(at N.C. State, 11-27-15)
37	Robbie Waldrop	(at Charleston Southern, 2-12-98)
36	Xavier Cooks	(at Gardner-Webb, 2-15-18)
	Fred McKinnon	(at Livingstone College, 2-2-85)
	Charles Brunson	(at Voorhees, 11-25-80)
35	Nych Smith	(at Presbyterian College, 1-26-19)
	Charles Brunson	(at Belmont Abbey, 12-10-80)
34	Charles Brunson	(at Mooris College, 11-22-80)
33	Patrick Good	(at Washington State, 11-22-21)
	Andre Jones	(at Georgia, 12-27-11)
	Michael Jenkins	(at UNC Asheville, 3-6-08)
	George Henson	(at Campbell, 2-10-90)
	Shaun Wise	(at U.S. International, 12-28-89)
	Charles Brunson	(at Webber College, 1-11-81)

Top 5 Individual Scoring Performances vs. Big South Opponents

All Games

45	Melvin Branham Jr.	(at Charleston Southern, 1-10-94)
42	David McMahan	(vs. Coastal Carolina, 1-15-96)
40	Keon Johnson	(at UNC Asheville, 2-9-17)
39	Keon Johnson	(vs. Campbell, 2-4-17)
37	Keon Johnson	(vs. Radford, 12-31-16)

Home

42	David McMahan	(vs. Coastal Carolina, 1-15-96)
39	Keon Johnson	(vs. Campbell, 2-4-17)
37	Keon Johnson	(vs. Radford, 12-31-16)
36	Keon Johnson	(vs. Charleston Southern, 1-27-16)
32	Keon Johnson	(vs. Campbell, 12-31-15)

Away

45	Melvin Branham Jr.	(at Charleston Southern, 1-10-94)
40	Keon Johnson	(at UNC Asheville, 2-9-17)
36	Xavier Cooks	(at Gardner-Webb, 2-15-18)
35	Nych Smith	(at Presbyterian College, 1-26-19)
33	George Henson	(at Campbell, 2-10-90)
32	Keon Johnson	(at Radford, 2-13-16)
	Torrell Martin	(at Coastal Carolina, 2-24-07)
	Torrell Martin	(at Liberty, 2-20-06)
	Melvin Branham Jr.	(at Towson St., 1-27-94)

Most Point In Home/Away Game (Top 10)

Home

134	Pfeiffer, 11-13-18	W, 134-99
132	Morris, 11-29-85	W, 132-73
130	Johnson & Wales, 12-12-96	W, 130-33
127	Pfeiffer, 11-25-19	W, 127-83
116	Warren Wilson, 11-24-18	W, 116-76
116	Rio Grande (OH), 12-28-15	W, 116-84
110	Mary Baldwin	W, 110-78
109	Hiwassee, 12-16-18	W, 109-66
109	Catawba, 11-18-78	W, 109-92
108	VMI, 1-6-07	W, 108-76
108	U.S. International, 1-12-91	W, 108-81

Away

116	at Hampton, 1-16-20	W, 116-95
109	at VMI, 1-31-07	Won, 109-76
107	at USC Upstate, 12-13-20	Won, 107-77
102	at Pembroke St., 1-10-86	Won, 102-99
101	at UNC Asheville, 2-9-17	Lost, 104-101
101	at Charleston Sou., 1-10-94	Won, 101-96
101	at Central Connecticut, 12-4-92	Won, 101-93
101	at Benedict College, 2-20-86	Won, 101-76
97	at USC Aiken, 1-14-82	Won, 97-90
97	at Wofford, 1-31-80	Won, 97-78

Most Points Home/Away vs. Big South Opponents (Top 10)

Home

108	vs. VMI, 1-6-07	Won, 108-76
107	vs. UNCA, 2-26-14	Won, 107-100 (OT)
106	vs. VMI, 2-4-09	Lost, 110-106 (OT)
104	vs. UNCA	Won, 104-71
101	vs. Hampton, 2-9-19	Won, 101-91
100	vs. Coastal Carolina, 2-18-02	Won, 100-74
99	vs. Gardner-Webb, 1-11-20	Won, 99-95 (3OT)
98	vs. Armstrong St., 2-17-86	Won, 98-81
98	vs. VMI, 2-8-06	Won, 98-65
97	vs. Gardner-Webb	Won, 97-88
97	vs. Towson St., 2-23-95	Won, 97-93
96	vs. VMI, 1-7-10	Won, 96-63

Away

116	at Hampton, 1-16-20	W, 116-95
107	at USC Upstate, 12-13-20	W, 107-77
101	at UNC Asheville, 2-9-17	Lost, 104-101
101	at Charleston Sou., 1-10-94	Won, 101-96
95	at Longwood, 1-24-18	Won, 95-78
94	at Coastal Carolina, 1-7-94	Lost, 103-94
93	at Presbyterian Col., 2-25-17	Won, 93-56
93	at UMBC, 1-25-93	Lost, 99-93
91	at Presbyterian College, 1-26-19	Lost, 99-91
90	at Gardner-Webb, 2-15-18	Won, 90-71
90	at Towson St., 2-23-95	Lost, 92-90
90	at UNC Asheville, 2-5-90	Won, 90-89
90	at Radford, 1-14-05	Won, 90-75

WINTHROP TEAM/INDIVIDUAL RECORDS

MISC. RECORDS

Most Games Played	39 (1980-81/31-8)
Most Wins	31 (1980-81)
Most Wins (D1 member)	29 (2006-07)
Fewest Wins	4 (1993-94)
Most Losses	23 (1993-94)
Fewest Losses	5 (2006-07)
Best Winning Percentage	.818 (29-5/2006-07)
Worst Winning Percentage	.148 (4-23/1993-94)
Most Home Wins	16 (2004-05)
Most Home Wins In Winthrop Coliseum	16 (2004-05)
Most Home Losses	11 (1991-92)
Most Home Losses In Winthrop Coliseum	11 (1991-92)
Most Road Wins	12 (1978-89/2006-07/2016-17)
Most Road Losses	13 (1993-94)
Longest Winning Streak	21 (2019-20 to 2020-21)
Longest Winning Streak (single-season)	19 (2006-07)
Longest Losing Streak	13 (1986-87)
Most Big South Wins	15 ('04-05/'16-17/'19-20)
Most Big South Losses	15 (1993-94)
Longest Winning Streak (Big South)	16 (2006-07/single-season)
Longest Winning Streak (Big South)	22 (2004-05 to 2005-06)
Longest Losing Streak (Big South)	10 (1993-94/single-season)
Longest Losing Streak (Big South)	14 (1993-94 to 1994-95)

SINGLE-GAME RECORDS (Team)

Most Points Scored	134, vs. Pfeiffer (11-13-18)
Largest Margin of Victory	97 vs. Johnson & Wales (12-7-96)
Largest Margin of Victory (D1 opponent)	44 vs. VMI (84-41/1-23-08)
Largest Margin of Defeat	57 vs. Seton Hall (106-49/12-29-90)
Largest Margin of Defeat (D1 member)	57 vs. Seton Hall (106-49/12-29-90)
Fewest Points Allowed	22 vs. Lander (11-16-81)
Most Points First Half	73 vs. Pfeiffer (11-13-18)
Most Point Second Half	71 vs. Morris (11-29-85)
Fewest Points Scored	23 vs. Col. of Charleston (2-26-93)
Fewest Points First Half	6 vs. Col. of Charleston (2-26-93)
Fewest Points Second Half	11 vs. Washington St. (3-20-08)
Fewest Points Against In A Half	8 vs. Col. of Charleston (2-26-93)
Most Field Goals Made	57 vs. Morris (11-29-85)
Most Field Goals Attempted	101 vs. Piedmont (11-24-78)
Best Field Goal Accuracy	.706 vs. USC-Aiken (36-51/1-17-82)
Most 3pt Field Goals Made	24 vs. Hiwassee (12-16-18)
Most 3pt Field Goals Attempted	55 vs. Hiwassee (12-16-18)
Best 3pt Field Goal Accuracy	.714 vs. Barton (10-14/12-2-04)
D1 Opponent	.643 vs. High Point (9-14/12-5-09)
Most Free Throws Made	39 vs. St. Francis (11-27-89)
Most Free Throws Attempted	50 vs. Campbell (12-30-20)
Best Free Throw Accuracy	1.000 vs. Liberty (21-21/3-5-14)
Most Rebounds	1.000 vs. Lander (13-13/2-20-85)
Most Assists	70 vs. Presbyterian College (2-11-80)
Most Steals	37 vs. Newberry (2-17-90)
Most Blocked Shots	21 vs. Wofford College (1-31-80)
Most Personal Fouls	vs. Morris (11-29-85)
Most Blocked Shots	16 vs. Voorhees (2-16-81)
Most Personal Fouls	37 vs. Georgia State (12-30-95)

SEASON RECORDS

Most Points	2,866 (1980-81)
Best Scoring Average	83.6 (1992-93/30 games)
Most Field Goals Made	1,161 (1978-79)
Most Field Attempts	2,415 (1978-79)
Best Field Goal Accuracy	.530 (1985-86)
Most 3pt Field Goals	372 (2018-19/30 games))
Best 3pt Field Goals Per Game Avg.	12.40 (2018-19/30 games)
Most 3pt Field Goals Attempted	997 (2018-19)
Best 3pt Field Goal Accuracy	.431 (1987-88)
Most Free Throws Made	646 (1980-81)
Most Free Throws Attempted	931 (1980-81)
Best Free Throw Accuracy	.749 (2015-16)
Most Rebounds	1,613 (1978-79)
Most Assists	818 (1978-79)
Most Steals	479 (1979-80)
Most Blocked Shots	174 (2016-17)
Most Personal Fouls	751 (1978-79)

SINGLE-GAME RECORDS (Individual)

Most Points Scored	45-Melvin Branham vs. Charleston Sou. (1-10-94)
Most Field Goals Made	20-Fred McKinnon vs. Morris (11-25-85)
Most Field Goals Attempted	31-Fred McKinnon vs. Morris (11-25-85)
Best Field Goal Accuracy	1.000-Brian Pope (10-10) vs. Morris (1-6-84)
	Eddie Gay (10-10) vs. Coppin St. (11-23-91)
	Allen Washington (10-10) vs. Pfeiffer (2-5-86)
Most 3pt Field Goals Made	12-David McMahan vs. Coastal Carolina (1-15-96)
	Michael Jenkins vs. North Greenville (11-10-06)
Most 3pt Field Goals Attempted	21-LaShawn Coulter
Most Free Throws Made	18-Mark Hailey vs. Averett (11-26-91)
	James Shuler vs. High Point (2-23-06)
Most Free Throws Attempted	20-Mark Hailey vs. Averett (11-26-91)
Best Free Throw Accuracy	1.000-James Shuler (18-18) vs. High Point (2-23-06)
Most Rebounds	23-Allen Washington vs. Piedmont (11-30-85)
Most Assists	17-Rick Riese vs. Limestone (2-12-81)
Most Blocked Shots	7-Rick Riese vs. Limestone (2-12-81)
	Billy Houston vs. UNC Asheville (1-11-06)
Most Steals	13-Rick Riese vs. Limestone (2-12-81)

SINGLE-SEASON RECORDS (Individual)

Most Points Scored	875-Charles Brunson (1980-81)
Best Scoring Average	22.4-Charles Brunson (1980-81)
Most Field Goals Made	354-Charles Brunson (1980-81)
Most Field Goals Attempted	584-Ronnie Creamer (1978-79)
Best Field Goal Accuracy	.657-Charles Brunson (113-172/1979-80)
Most 3pt Field Goals Made	102-Keon Johnson (2016-17)
Most 3pt Field Goal Attempts	255-Keon Johnson (2016-17)
Best 3pt Field Goal Accuracy	.460-Charles Falden (40-87/2018-19)
Most Free Throws Made	171-Keon Johnson (2016-17)
Most Free Throws Attempted	235-Charles Brunson (1980-81)
Best Free Throw Accuracy	.867-Mike Gaither (98-113/1981-82)
Most Rebounds	453-Charles Brunson (1980-81)
Most Assists	317-Rick Riese (1980-81)
Most Blocked Shots	72-Duby Okeke (2015-16)
Most Steals	208-Rick Riese (1979-80)
Most Minutes Played	1,374-Charles Brunson (1980-81)
Most Personal Fouls	139-Ronnie Creamer (1978-79)
Most Times Disqualified	14-Donnie Creamer (1978-79)
	Melvin Branham (1993-94)

WINTHROP ALL-TIME D1 TRIPLE-DOUBLES

Chandler Vaudrin	Mar. 1, 2021 vs. (8) High Point (10 points, 12 rebounds, 10 assists)
Chandler Vaudrin	Dec. 30, 2020 vs. Campbell (10 points, 13 rebounds, 10 assists)
Chandler Vaudrin	Dec. 13, 2020 at USC Upstate (13 points, 11 rebounds, 14 assists)
Chandler Vaudrin	Jan. 2, 2020 vs. Longwood (10 points, 12 rebounds, 11 assists)
Xavier Cooks	Dec. 2, 2017 vs. Reinhardt (11 points, 15 rebounds, 11 assists)

20-WIN SEASONS

SEASON (NCAA D1)	SEASON ENDED WITH...	FINAL RECORD
29--2006-07	(NCAA Tourney - W, 74-64, (6) Notre Dame)	29-5
	(NCAA 2nd Rnd - L, 75-61, (3) Oregon)	
27--2004-05	(NCAA Tourney - L, 74-64, (3) Gonzaga)	27-6
26--2016-17	(NCAA Tourney - L, 76-64, (3) Butler)	26-7
24--2019-20	(Big South Champions - NCAA Tourney canceled (COVID19)	24-10
23--2020-21	(NCAA Tourney - L, 73-63, (5) Villanova)	23-2
23--2015-16	(Big South Tournament Final - L, 77-68)	23-9
23--2005-06	(NCAA Tourney - L, 63-61, (2) Tennessee)	23-8
22--2007-08	(NCAA Tourney - L, 71-40, (4) Washington State)	22-12
21--1999-00	(NCAA Tourney - L, 74-50, (3) Oklahoma)	21-9
21--1998-99	(NCAA Tourney - L, 80-41, (1) Auburn)	21-8
20--2013-14	(Big South Tournament Final - L, 76-61)	20-13
20--2002-03	(Big South Tournament Semi-Finals - L, 81-80 OT, UNCA)	20-10
20--1985-86	(Big South Tournament Semi-Finals - L, 87-79)	20-9

WINTHROP SERIES HISTORY VS. CHARLESTON SOUTHERN

DATE	Home/Away/Neutral	Won/Lost	Series Record	BSC Record
Jan. 8, 1987	Away	Lost, 58-49	0-1	0-1
Jan. 15, 1987	Home	Lost, 69-56	0-2	0-2
Jan. 25, 1988	Home	Lost, 73-70	0-3	0-3
Feb. 18, 1988	Away	Lost, 85-78	0-4	0-4
Jan. 7, 1989	Away	Lost, 64-63	0-5	0-5
Jan. 28, 1989	Home	Won, 70-61	1-5	1-5
Mar. 2, 1989	Home (BSCT semis)	Won, 81-68	2-5	
Jan. 11, 1990	Home	Won, 69-67	3-5	2-5
Jan. 27, 1990	Away	Lost, 75-67	3-6	2-6
Mar. 1, 1990	Home (BSCT 1st Rnd)	Won, 61-53	4-6	
Jan. 10, 1991	Away	Won, 70-64	5-6	3-6
Jan. 26, 1991	Home	Won, 67-65	6-6	4-6
Jan. 18, 1992	Away	Lost, 76-69	6-7	4-7
Feb. 1, 1992	Home	Lost, 62-55	6-8	4-8
Jan. 20, 1993	Home	Lost, 76-65	6-9	4-9
Feb. 27, 1993	Away	Lost, 94-87	6-10	4-10
Jan. 10, 1994	Away	Won, 101-96	7-10	5-10
Feb. 7, 1994	Home	Lost, 90-89	7-11	5-11
Jan. 9, 1995	Home	Lost, 85-74	7-12	5-12
Feb. 6, 1995	Away	Lost, 91-73	7-13	5-13
Jan. 18, 1996	Away	Lost, 86-69	7-14	5-14
Jan. 30, 1996	Home	Lost, 82-73	7-15	5-15
Jan. 30, 1997	Away	Lost, 76-65	7-16	5-16
Feb. 13, 1997	Home	Lost, 75-71	7-17	5-17
Jan. 29, 1998	Home	Won, 58-57	8-17	6-17
Feb. 12, 1998	Away	Won, 88-81	9-17	7-17
Jan. 23, 1999	Away	Won, 71-62	10-17	8-17
Feb. 12, 1999	Home	Won, 86-77	11-17	9-17
Feb. 26, 1999	Neutral (BSCT 1st Rnd)	Won, 70-61	12-17	
Feb. 2, 2000	Home	Won, 75-41	13-17	10-17
Feb. 19, 2000	Away	Won, 79-65	14-17	11-17
Mar. 3, 2000	Neutral (BSCT 1st Rnd)	Won, 90-65	15-17	
Feb. 1, 2001	Away	Lost, 58-55	15-18	11-18
Feb. 17, 2001	Home	Won, 76-51	16-18	12-18
Jan. 24, 2002	Home	Lost, 66-63 (OT)	16-19	12-19
Feb. 16, 2002	Away	Won, 57-55	17-19	13-19
Jan. 29, 2003	Away	Won, 72-69 (OT)	18-19	14-19
Feb. 22, 2003	Home	Won, 75-56	19-19	15-19
Jan. 21, 2004	Home	Won, 68-50	20-19	16-19
Feb. 21, 2004	Away	Won, 72-48	21-19	17-19
Jan. 25, 2005	Home	Won, 58-45	22-19	18-19
Feb. 26, 2005	Away	Won, 65-62 (OT)	23-19	19-19
Mar. 4, 2005	Home (BSCT Champ)	Won, 68-46	24-19	
Jan. 16, 2006	Away	Won, 79-61	25-19	20-19
Jan. 28, 2006	Home	Won, 76-59	26-19	21-19
Jan. 8, 2007	Away	Won, 72-62	27-19	22-19
Feb. 14, 2007	Home	Won, 78-54	28-19	23-19
Feb. 27, 2007	Home (BSCT 1st Rnd)	Won, 72-42	29-19	
Jan. 28, 2008	Away	Won, 81-64	30-19	24-19
Feb. 26, 2008	Home	Won, 63-49	31-19	25-19
Jan. 20, 2009	Away	Won, 65-63	32-19	26-19
Feb. 24, 2009	Home	Won, 57-52	33-19	27-19
Jan. 4, 2010	Away	Lost, 57-54	33-20	27-20
Jan. 28, 2010	Home	Won, 55-53	34-20	28-20
Jan. 15, 2011	Away	Lost, 69-60	34-21	28-21
Feb. 10, 2011	Home	Won, 75-68	35-21	29-21
Jan. 21, 2012	Away	Lost, 77-66	35-22	29-22
Jan. 9, 2013	Away	Lost, 75-63	35-23	29-23
Feb. 13, 2013	Home	Won, 70-65	36-23	30-23
Mar. 7, 2013	Neutral (BSCT Qtrs)	Lost, 54-47	36-24	
Jan. 11, 2014	Home	Won, 85-68	37-24	31-23
Feb. 15, 2014	Away	Lost, 84-64	37-25	31-24
Feb. 2, 2015	Home	Won, 77-55	38-25	32-24
Dec. 2, 2015	Away	Won, 83-82	39-25	33-24
Jan. 27, 2016	Home	Won, 97-72	40-25	34-24
Dec. 29, 2016	Away	Won, 84-68	41-25	35-24
Feb. 23, 2017	Home	Won, 86-72	42-25	36-24
Mar. 2, 2017	Home (BSCT Qtrs)	Won, 92-78	43-25	
Jan. 12, 2018	Away	Won, 65-54	44-25	37-24
Feb. 24, 2018	Home	Lost, 78-75	44-26	37-25
Feb. 7, 2019	Away	Won, 76-72	45-26	38-25
Feb. 23, 2019	Home	Won, 80-78 (2OT)	46-26	39-25
Mar. 7, 2019	Neutral (BSCT Qtrs)	Lost, 77-63	46-27	
Jan. 30, 2020	Away	Won, 77-60	47-27	40-25
Jan. 4, 2021	Away	Won, 85-69	48-27	41-25
Jan. 5, 2021	Away	Won, 78-76	49-27	42-25

Home Record: 25-10

Away Record: 19-15

Neutral Record: 2-2

Overtime: 3-1

RECORD WHEN WINTHROP SCORES...

100-plus: 1-0

90-99: 3-0

80-89: 11-2

70-79: 21-7

60-69: 9-13

50-59: 4-4

40-49: 0-2

vs. CSU by Month...

November: 0-0

December: 2-0

January: 23-16

February: 19-9

March: 5-2

Games Decided By...

1-point: 2-2

2-points: 7-0

1-5: 12-6

6-10: 9-9

11-19: 17-9

20-plus: 8-1

Last Meeting (1/5/21 / Buccaneer Fieldhouse)

Official Basketball Box Score -- Game Totals -- Final Statistics

Winthrop vs Charleston So.

01/05/21 3:00 pm at North Charleston, SC

Winthrop 78 • 9-0,6-0 Big Sout

##	Player		Total			3-Ptr			Rebounds			PF	TP	A	TO	Blk	Stl	Min
			FG-FGA	FG-FGA	FT-FTA	FG-FGA	FG-FGA	FT-FTA	Off	Def	Tot							
30	BURNS JR., D.J.	f	2-5	0-0	1-1	0-0	0-0	1-1	0	1	1	2	5	0	1	1	0	9
03	ANUMBA, Micheal	g	2-5	1-2	0-0	1-2	0-0	0-0	1	2	3	4	5	3	1	1	1	27
11	FALDEN, Charles	g	6-14	3-8	2-3	1-1	1-1	2-3	1	1	2	1	17	1	1	0	0	27
22	ZUNIC, Kyle	g	1-3	1-3	0-0	0-0	0-0	0-0	0	0	0	0	3	2	2	0	0	17
52	VAUDRIN, Chandler	g	3-11	1-3	4-4	1-3	1-3	4-4	1	4	5	1	11	7	5	1	1	34
00	JONES JR., Russell		1-4	0-2	2-2	0-2	0-2	2-2	2	2	4	1	4	1	2	0	3	14
01	LANE, Toneari		2-2	1-1	0-0	1-1	1-1	0-0	0	1	1	1	5	0	0	0	0	4
04	TALFORD, Kelton		6-8	0-0	0-1	0-0	0-0	0-1	4	4	8	0	12	0	0	1	0	21
21	KING, Jamal		1-5	0-3	1-2	0-3	0-3	1-2	1	0	1	1	3	1	0	2	2	13
25	ARMS, Adonis		2-6	0-2	0-0	0-2	0-2	0-0	2	3	5	1	4	0	2	0	0	7
32	CORBIN, Josh		2-6	2-6	0-0	2-6	2-6	0-0	0	0	0	0	6	0	0	0	0	10
33	CLAXTON, Chase		0-1	0-0	3-4	0-0	0-0	3-4	3	2	5	4	3	1	1	0	0	17
Team									4	1	5							
Totals			28-70	9-30	13-17	9-30	9-30	13-17	19	21	40	16	78	16	15	6	7	200

FG % 1st Half: 16-40 40.0% 2nd half: 12-30 40.0% Game: 28-70 40.0%
 3FG % 1st Half: 5-14 35.7% 2nd half: 4-16 25.0% Game: 9-30 30.0%
 FT % 1st Half: 4-5 80.0% 2nd half: 9-12 75.0% Game: 13-17 76.5%

Deadball
Rebounds
4,1

Charleston So. 76 • 1-7,0-4 Big Sout

##	Player		Total			3-Ptr			Rebounds			PF	TP	A	TO	Blk	Stl	Min
			FG-FGA	FG-FGA	FT-FTA	FG-FGA	FG-FGA	FT-FTA	Off	Def	Tot							
01	Terence Porter Jr.	f	2-5	0-1	0-0	0-1	0-1	0-0	2	4	6	2	4	1	1	0	0	33
23	Sean Price	f	7-13	0-1	2-2	0-1	0-1	2-2	3	4	7	4	16	1	1	1	2	34
10	Jamir Moore	g	0-4	0-3	1-2	0-3	0-3	1-2	0	1	1	4	1	1	3	0	0	30
24	Phlandrous Fleming J	g	12-20	5-9	4-4	5-9	5-9	4-4	0	7	7	5	33	3	5	0	4	33
50	Malik Battle	g	0-0	0-0	3-3	0-0	0-0	3-3	0	0	0	0	3	0	1	0	0	12
02	Emorie Knox		5-11	3-6	0-2	3-6	3-6	0-2	1	4	5	1	13	4	5	0	2	36
05	Melvin Edwards Jr.		2-6	2-5	0-0	2-5	2-5	0-0	1	2	3	4	6	0	1	2	1	22
Team									3	1	4				1			
Totals			28-59	10-25	10-13	10-25	10-25	10-13	10	23	33	20	76	10	18	3	9	200

FG % 1st Half: 14-29 48.3% 2nd half: 14-30 46.7% Game: 28-59 47.5%
 3FG % 1st Half: 5-14 35.7% 2nd half: 5-11 45.5% Game: 10-25 40.0%
 FT % 1st Half: 5-7 71.4% 2nd half: 5-6 83.3% Game: 10-13 76.9%

Deadball
Rebounds
2

Officials: Anthony Franklin,Ted Valentine,Bill Covington Jr.

Technical fouls: Winthrop-CLAXTON, Chase. Charleston So.-Phlandrous Fleming J.

Attendance: 24

2020-21 Men's Basketball. Round: 0. Charleston So. vs Winthrop. Played at CSU

Score by periods	1st	2nd	Total
Winthrop	41	37	78
Charleston So.	38	38	76

	In	Off	2nd	Fast	
Points	Paint	T/O	Chance	Break	Bench
WINTHR	38	18	19	5	37
CHASOU	26	14	6	12	19

Last FG - WINTHROP 2nd-02:46, CHASOU 2nd-01:10.

Largest lead - WINTHROP by 10 1st-05:52, CHASOU by 4 1st-19:17.

WINTHROP led for 37:44. CHASOU led for 01:41. Game was tied for 00:35.

Score tied - 1 time.

Lead changed - 5 times.

2021-22 COMBINED STATS

THE STAT CREW SYSTEM Winthrop Combined Team Statistics (as of Jan 14, 2022) All games

RECORD:	OVERALL	HOME	AWAY	NEUTRAL
ALL GAMES	9-6	7-0	1-5	1-1
CONFERENCE	2-0	2-0	0-0	0-0
NON-CONFERENCE	7-6	5-0	1-5	1-1

#	Player	gp-gs	min	avg	Total		3-Point		F-Throw		Rebounds											
					fg-fga	fg%	3fg-fga	3fg%	ft-fa	ft%	off	def	tot	avg	pf	dq	a	to	blk	stl	pts	avg
30	BURNS JR., D.J.	15-14	317	21.1	108-170	.635	0-2	.000	30-45	.667	25	44	69	4.6	48	4	14	25	9	11	246	16.4
12	HIGHTOWER, Cory	13-13	355	27.3	49-103	.476	25-53	.472	24-34	.706	12	70	82	6.3	32	0	27	38	5	14	147	11.3
05	GOOD, Patrick	15-9	407	27.1	53-108	.491	39-90	.433	20-27	.741	4	41	45	3.0	18	0	13	18	0	19	165	11.0
04	TALFORD, Kelton	14-1	215	15.4	48-76	.632	0-0	.000	28-42	.667	19	34	53	3.8	23	0	2	14	9	7	124	8.9
03	ANUMBA, Micheal	15-15	410	27.3	36-75	.480	13-37	.351	30-40	.750	15	50	65	4.3	40	2	22	21	5	2	115	7.7
00	JONES JR., Russell	15-3	274	18.3	30-72	.417	19-44	.432	11-15	.733	8	19	27	1.8	33	2	35	15	0	16	90	6.0
32	CORBIN, Josh	14-5	252	18.0	27-89	.303	20-69	.290	5-5	1.000	5	25	30	2.1	11	0	14	10	1	4	79	5.6
11	BUGGS, Drew	15-13	336	22.4	27-63	.429	8-20	.400	15-28	.536	9	29	38	2.5	27	0	64	27	5	13	77	5.1
33	CLAXTON, Chase	13-1	250	19.2	22-52	.423	3-12	.250	12-27	.444	21	41	62	4.8	30	0	6	10	9	10	59	4.5
02	MCMAHON, Sin'Cere	14-1	173	12.4	17-49	.347	10-34	.294	7-9	.778	2	11	13	0.9	9	0	19	16	0	7	51	3.6
13	BUSS, Nate	4-0	13	3.3	2-8	.250	2-6	.333	4-5	.800	0	2	2	0.5	2	0	2	1	0	1	10	2.5
21	KING, Jamal	5-0	48	9.6	2-13	.154	0-7	.000	3-5	.600	2	8	10	2.0	6	0	2	0	0	2	7	1.4
Team											16	24	40				10					
Total.....		15	3050		421-878	.479	139-374	.372	189-282	.670	138	398	536	35.7	279	8	220	205	43	106	1170	78.0
Opponents.....		15	3050		383-855	.448	131-370	.354	205-293	.700	123	363	486	32.4	265	9	183	210	41	105	1102	73.5

TEAM STATISTICS	WINTHROP	OPP	Date	Opponent	Score	Att.
SCORING	1170	1102	11/09/21	MARY BALDWIN	W 110-78	921
Points per game	78.0	73.5	11/13/21	MERCER	Wot 88-85	1778
Scoring margin	+4.5	-	11/16/21	at Middle Tenn.	L 65-76	3212
FIELD GOALS-ATT	421-878	383-855	11/20/21	at Vanderbilt	L 63-77	5179
Field goal pct	.479	.448	11/22/21	at Washington St.	L 86-92	2370
3 POINT FG-ATT	139-374	131-370	11/27/21	at Washington	W 82-74	5703
3-point FG pct	.372	.354	12/01/21	HARTFORD	W 82-75	950
3-pt FG made per game	9.3	8.7	12/04/21	at Coastal Carolina	L 64-74	946
FREE THROWS-ATT	189-282	205-293	12/07/21	FURMAN	W 85-80	920
Free throw pct	.670	.700	12/11/21	vs Carver	W 83-52	535
F-Throws made per game	12.6	13.7	12/15/21	at Elon	L 61-63	1256
REBOUNDS	536	486	12/21/21	vs Mississippi St.	L 63-84	1474
Rebounds per game	35.7	32.4	12/31/21	CONVERSE	W 78-40	672
Rebounding margin	+3.3	-	* 01/10/22	CAMPBELL	W 74-72	708
ASSISTS	220	183	* 01/13/22	UNC ASHEVILLE	Wot 86-80	1698
Assists per game	14.7	12.2				
TURNOVERS	205	210				
Turnovers per game	13.7	14.0				
Turnover margin	+0.3	-				
Assist/turnover ratio	1.1	0.9				
STEALS	106	105				
Steals per game	7.1	7.0				
BLOCKS	43	41				
Blocks per game	2.9	2.7				
ATTENDANCE	7647	20675				
Home games-Avg/Game	7-1092	6-3111				
Neutral site-Avg/Game	-	2-1004				

* = Conference game

Score by Periods	1st	2nd	OT	Totals
Winthrop	543	608	19	1170
Opponents	535	557	10	1102

2021-22 TEAM GAME-BY-GAME

THE STAT CREW SYSTEM Winthrop Team Game-by-Game (as of Jan 14, 2022) All games

TEAM STATISTICS

Opponent	Date	Score		Total		3-Pointers		Free throws		Rebounds				pf	a	t/o	blk	stl	pts	avg
				fg-fga	pct	3fg-fga	pct	ft-fta	pct	off	def	tot	avg							
MARY BALDWIN	11/09/21	110-78	W	39-66	.591	13-26	.500	19-25	.760	10	33	43	43.0	15	21	9	3	4	110	110.0
MERCER	11/13/21	88-85	Wot	33-64	.516	14-30	.467	8-17	.471	6	29	35	39.0	18	17	12	7	9	88	99.0
at Middle Tenn.	11/16/21	65-76	L	23-52	.442	9-26	.346	10-19	.526	4	25	29	35.7	21	11	17	4	9	65	87.7
at Vanderbilt	11/20/21	63-77	L	24-56	.429	10-29	.345	5-7	.714	4	26	30	34.2	21	13	19	0	3	63	81.5
at Washington St.	11/22/21	86-92	L	30-65	.462	16-30	.533	10-14	.714	9	20	29	33.2	29	13	12	3	3	86	82.4
at Washington	11/27/21	82-74	W	31-65	.477	6-18	.333	14-23	.609	12	31	43	34.8	16	15	16	1	8	82	82.3
HARTFORD	12/01/21	82-75	W	28-53	.528	10-26	.385	16-21	.762	5	33	38	35.3	16	14	14	5	4	82	82.3
at Coastal Carolina	12/04/21	64-74	L	21-54	.389	5-26	.192	17-24	.708	7	21	28	34.4	21	10	11	3	9	64	80.0
FURMAN	12/07/21	85-80	W	32-57	.561	9-17	.529	12-14	.857	7	24	31	34.0	15	15	10	2	4	85	80.6
vs Carver	12/11/21	83-52	W	27-60	.450	10-32	.313	19-25	.760	20	30	50	35.6	19	14	17	2	7	83	80.8
at Elon	12/15/21	61-63	L	19-50	.380	7-20	.350	16-24	.667	12	22	34	35.5	21	13	14	1	11	61	79.0
vs Mississippi St.	12/21/21	63-84	L	22-49	.449	5-20	.250	14-20	.700	6	16	22	34.3	18	17	13	2	6	63	77.7
CONVERSE	12/31/21	78-40	W	30-68	.441	10-29	.345	8-12	.667	15	37	52	35.7	15	21	13	2	13	78	77.7
CAMPBELL	01/10/22	74-72	W	27-53	.509	11-28	.393	9-17	.529	10	22	32	35.4	19	12	12	2	6	74	77.4
UNC ASHEVILLE	01/13/22	86-80	Wot	35-66	.530	4-17	.235	12-20	.600	11	29	40	35.7	15	14	16	6	10	86	78.0
Winthrop		1170		421-878	.479	139-374	.372	189-282	.670	138	398	536	35.7	279	220	205	43	106	1170	78.0
Opponents		1102		383-855	.448	131-370	.354	205-293	.700	123	363	486	32.4	265	183	210	41	105	1102	73.5

Games played: 15
Points/game: 78.0
FG Pct: 47.9
3FG Pct: 37.2
FT Pct: 67.0

Rebounds/game: 35.7
Assists/game: 14.7
Turnovers/game: 13.7
Assist/turnover ratio: 1.1
Steals/game: 7.1
Blocks/game: 2.9

2021-22 BIG SOUTH ONLY STATS

THE STAT CREW SYSTEM Winthrop Combined Team Statistics (as of Jan 14, 2022) Conference games only

RECORD:	OVERALL	HOME	AWAY	NEUTRAL
ALL GAMES	2-0	2-0	0-0	0-0
CONFERENCE	2-0	2-0	0-0	0-0
NON-CONFERENCE	0-0	0-0	0-0	0-0

#	Player	gp-gs	min	avg	Total		3-Point		F-Throw		Rebounds				pf	dq	a	to	blk	stl	pts	avg
					fg-fga	fg%	3fg-fga	3fg%	ft-fa	ft%	off	def	tot	avg								
12	HIGHTOWER, Cory	2-2	60	30.0	11-19	.579	6-10	.600	2-3	.667	4	15	19	9.5	5	0	3	6	1	0	30	15.0
03	ANUMBA, Micheal	2-2	68	34.0	11-20	.550	2-8	.250	4-8	.500	3	6	9	4.5	6	0	1	2	1	1	28	14.0
04	TALFORD, Kelton	2-0	40	20.0	11-14	.786	0-0	.000	2-4	.500	5	5	10	5.0	3	0	0	0	2	1	24	12.0
30	BURNS JR., D.J.	2-2	39	19.5	10-14	.714	0-0	.000	3-5	.600	0	3	3	1.5	9	1	1	5	3	2	23	11.5
11	BUGGS, Drew	2-2	57	28.5	8-19	.421	1-4	.250	4-8	.500	2	6	8	4.0	2	0	11	2	0	3	21	10.5
05	GOOD, Patrick	2-1	37	18.5	4-8	.500	2-5	.400	3-4	.750	0	3	3	1.5	1	0	1	3	0	2	13	6.5
32	CORBIN, Josh	2-0	36	18.0	2-11	.182	2-8	.250	2-2	1.000	2	4	6	3.0	1	0	3	1	0	0	8	4.0
33	CLAXTON, Chase	2-0	39	19.5	3-5	.600	0-2	.000	1-3	.333	3	6	9	4.5	6	0	1	3	1	5	7	3.5
02	MCMAHON, Sin'Cere	1-0	12	12.0	1-3	.333	1-3	.333	0-0	.000	0	0	0	0.0	0	0	0	1	0	0	3	3.0
00	JONES JR., Russell	2-1	35	17.5	1-6	.167	1-5	.200	0-0	.000	1	2	3	1.5	1	0	5	2	0	2	3	1.5
13	BUSS, Nate	1-0	2	2.0	0-0	.000	0-0	.000	0-0	.000	0	0	0	0.0	0	0	0	0	0	0	0	0.0
Team											1	1	2					3				
Total.....		2	425		62-119	.521	15-45	.333	21-37	.568	21	51	72	36.0	34	1	26	28	8	16	160	80.0
Opponents.....		2	425		53-110	.482	17-40	.425	29-42	.690	14	45	59	29.5	34	1	25	27	4	15	152	76.0

TEAM STATISTICS	WINTHROP	OPP
SCORING	160	152
Points per game	80.0	76.0
Scoring margin	+4.0	-
FIELD GOALS-ATT	62-119	53-110
Field goal pct	.521	.482
3 POINT FG-ATT	15-45	17-40
3-point FG pct	.333	.425
3-pt FG made per game	7.5	8.5
FREE THROWS-ATT	21-37	29-42
Free throw pct	.568	.690
F-Throws made per game	10.5	14.5
REBOUNDS	72	59
Rebounds per game	36.0	29.5
Rebounding margin	+6.5	-
ASSISTS	26	25
Assists per game	13.0	12.5
TURNOVERS	28	27
Turnovers per game	14.0	13.5
Turnover margin	-0.5	-
Assist/turnover ratio	0.9	0.9
STEALS	16	15
Steals per game	8.0	7.5
BLOCKS	8	4
Blocks per game	4.0	2.0
ATTENDANCE	2406	0
Home games-Avg/Game	2-1203	0-0
Neutral site-Avg/Game	-	0-0

Date	Opponent		Score	Att.
* 01/10/22	CAMPBELL	W	74-72	708
* 01/13/22	UNC ASHEVILLE	Wot	86-80	1698

* = Conference game

Score by Periods	1st	2nd	OT	Totals
Winthrop	74	75	11	160
Opponents	71	76	5	152

WINTHROP BASKETBALL

↳ TRADITION RICH PROGRAM ↵

~NCAA D1 Member since 1985~

- 13 Big South Conference Championships (most in conference history)
- 11 NCAA Tournament Appearances (most in conference history and all in the last 22 years)
- Most 20-win seasons in Big South history (13)
- Seven seasons with 23 or more wins and a Big South record 29 wins in 2006-07
- Most wins all-time by Big South member (602) and most league wins all-time (318)
- Only Big South member to earn an 11, 12, 13 and 14 seed in NCAA Tournament
- First Big South member to win an NCAA Tournament game (defeated 6th seeded Notre Dame 74-64 in 2007)
- Big South record 53 conference tournament wins
- Big South record 17 conference championship game appearances
- 22 winning seasons out of 35 NCAA D1 seasons
- Notable Non-Conference Wins (ACC-Clemson (2), Georgia Tech, Miami, Wake Forest/Big East- Providence, Marquette, Notre Dame/Big 10-Illinois/Big 12-Missouri/PAC 12-Washington/SEC-Georgia, Mississippi State, Auburn/Mid-Majors-ODU, Missouri State, Saint Mary's (Ca.)/Independent-Miami)
- Three AP All-America selections (Greg Lewis, Keon Johnson, Xavier Cooks)
- 48 All-League selections, 38 All-Tournament Team selections
- Eagles have two of the Top 5 winningest coaches in the history of the league as Gregg Marshall has 194 (2nd) and Pat Kelsey currently has 186 (4th)
- Both are also in the Top 4 for conference wins all-time as Kelsey has 110 (2nd) and Marshall is 4th with 104



WINTHROP

B A S K E T B A L L





Russell Jones Jr.

Guard / 5-8 / 175 / Jr.
Blythewood, S.C.
(Blythewood H.S.)

CAREER HONORS

- Big South Conference Freshman of the Week (Dec. 12, 2019)

EXTRA DRIBBLE

- Connected on a career-high five triples as he was 5-of-8 from the floor vs. Converse
- Has a steal in eight straight games (11 total in that span)
- 2nd on the team with 35 assists and has a 2.3 assist/turnover ratio
- Has 15 career double-figure games and Eagles are 11-4 in those contests
- Last season Jones Jr. had 35 assists all year and has now matched that total through 15 games this season (35) and at his current average he's on pace for over 65 this season (67 is career-best)
- Sparked the comeback win over Mercer as he had steals on back-to-back possessions that he finished off with a jumper and a three
- Posted his 15th career double-figure game with 19 at Washington State
- Played 25 minutes vs. Mercer, the most since his freshman season at Duke with 28 minutes (was averaging 26.1 minutes over first eight games)
- Started first eight games of career before getting injured late in the game at Duke
- Came off the bench in the quarterfinal win over High Point to dish out a career-high 10 assists
- Jones Jr. and teammate Chandler tied a program record as they matched Chris Gaynor's tournament game record with 10 assists
- Came off the bench for a career-high 21 points in the win over Elon (Dec. 21
- Dished out 67 assists last season, which was the 6th most in a single-season by a Winthrop freshman
- Named 2020 4A Player of the Year

2021-22 GAME-BY-GAME

DATE	OPPONENT	MIN	FG	3FG	FT	REB	AST	T/O	BLK	STL	PTS
11/9	Mary Baldwin	20	3-6	2-3	1-2	2	3	2	0	1	9
11/3	Mercer	25	5-9	3-5	2-3	3	3	1	0	2	15
11/16	at MTSU	23	1-3	0-1	1-2	3	3	0	0	1	3
11/20	at Vanderbilt	20	3-5	2-3	0-0	2	2	3	0	0	8
11/22	at Washington St.	23	7-11	4-5	1-2	1	6	1	0	0	19
11/27	at Washington	12	1-3	1-3	2-2	0	2	1	0	1	5
12/1	Hartford	16	1-3	0-1	0-0	1	2	1	0	0	2
12/4	at Coastal Carolina	15	1-3	0-2	2-2	3	1	0	0	2	4
12/7	Furman	11	0-1	0-0	0-0	0	0	0	0	1	0
12/11	Carver College	22	1-5	0-3	2-2	2	3	1	0	1	4
12/15	at Elon	12	1-2	1-2	1-1	1	1	1	0	1	3
12/21	at Mississippi St.	15	0-6	0-4	0-0	3	4	0	0	1	0
12/31	Converse College	23	5-9	5-8	0-0	3	0	2	0	3	15
1/10	Campbell	23	1-4	1-4	0-0	3	4	2	0	1	3
1/13	UNC Asheville	12	0-2	0-1	0-0	0	1	0	0	1	0
1/15	at Charleston Sou.										
1/19	at Presbyterian										
1/22	Gardner-Webb										
1/26	at USC Upstate										
1/29	at Longwood										
2/2	N.C. A&T										
2/5	at Hampton										
2/9	Radford										
2/12	Presbyterian										
2/16	at Gardner-Webb										
2/19	at UNC Asheville										
2/23	USC Upstate										
2/26	Charleston Sou.										

CAREER STATS

				Field Goals		3-Point		F-Throws		Rebounds									Scoring	
SEASON	TEAM	GP-GS	MIN/AVG	FG-FGA	FG%	3FG-3FGA	3FG%	FT-FTA	FT%	OFF	DEF	TOT	AVG	PF-FO	A	TO	BLK	STL	PTS	AVG
2019-20	Win	28-8	539/19.3	60-167	.359	31-86	.360	54-82	.659	23	38	61	2.2	62-1	67	34	0	30	205	7.3
2020-21	Win	23-2	321/13.9	29-88	.330	15-45	.333	39-52	.750	16	29	45	2.0	38-0	35	20	0	18	112	4.9
2021-22	Win	15-3	274/18.3	30-72	.417	19-44	.432	11-15	.733	8	19	27	1.8	33-2	35	15	0	16	90	6.0
TOTAL		66-13	1134/17.2	119-327	.364	65-175	.371	104-149	.698	47	86	133	2.0	133-3	137	69	0	64	407	6.2

CAREER HIGHS

Points	21	Elon (12/21/19)
Minutes	29	two times
FGM	7	at Washington State (11/22/21)
FGA	11	three times
3PTFGM	5	Converse (12/31/21)
3PTFGA	9	at Fresno State (11/10/19)
FTM	7	Elon (12/21/19)
FTA	12	Elon (12/21/19)
Rebounds	6	at Charleston Southern (1/30/20)
Assists	10	(8) High Point (3/1/21)
Blocks		
Steals	4	Tennessee Tech (11/21/19)
Turnovers	3	four times

BIG SOUTH HIGHS (regular season only)

Points	13	Radford (2/10/20)
Minutes	25	Radford (2/10/20)
FGM	5	at Presbyterian College (2/15/20)
FGA	11	Radford (2/10/20)
3PTFGM	3	two times
3PTFGA	6	Radford (2/10/20)
FTM	6	Gardner-Webb (1/10/21)
FTA	8	at USC Upstate (2/27/20)
Rebounds	6	at Charleston Southern (1/30/20)
Assists	4	Campbell (1/10/22)
Blocks		
Steals	3	four times
Turnovers	3	two times



CAREER HONORS

- n/a

EXTRA DRIBBLE

- Missed the final 11 games of 2020-21 with an injury
- Came off bench in both games at Charleston Southern going 4-for-6 from the floor and 3-for-4 behind the arc (11 points, 10 minutes)
- Had five points in 10 minutes against Little Rock, scoring all five on consecutive possessions for an eight point first half advantage
- Went 0-for-6 from the floor in his collegiate debut vs. UNCG but was active on the boards with six rebounds and also had a steal
- As a senior at Grayson H.S. he surpassed 1,000 career points
- Earned 1st Team All-County and 1st Team All-Region honors (It was 3rd straight season being named 1st Team All-Region)
- Senior season he was named MVP of the Kevin Durant Classic
- In his senior season he helped Grayson get ranked as high as #2 in the country
- Averaged 20.1 ppg, 8.0 rebounds and 3.0 assists as a senior
- Led Grayson in scoring as a freshman and was named 2nd Team All-Region

2021-22 GAME-BY-GAME

[illegible]

CAREER STATS

				Field Goals		3-Point		F-Throws		Rebounds									Scoring	
SEASON	TEAM	GP-GS	MIN/AVG	FG-FGA	FG%	3FG-3FGA	3FG%	FT-FTA	FT%	OFF	DEF	TOT	AVG	PF-FO	A	TO	BLK	STL	PTS	AVG
2020-21	Win	12-0	53/4.4	10-28	.357	6-15	.400	0-0	.000	3	7	10	0.8	4-0	0	1	0	3	26	2.2
TOTAL		12-0	53/4.4	10-28	.357	6-15	.400	0-0	.000	3	7	10	0.8	4-0	0	1	0	3	26	2.2

CAREER HIGHS

Points	6	at Charleston Southern (1/4/21)
Minutes	12	vs. UNCG (12/1/20)
FGM	2	four times
FGA	6	two times
3PTFGM	2	at Charleston Southern (1/4/21)
3PTFGA	4	at Charleston Southern (1/4/21)
FTM	n/a	
FTA	n/a	
Rebounds	6	vs. UNCG (12/1/20)
Assists	n/a	
Blocks	n/a	
Steals	2	at USC Upstate (12/12/20)
Turnovers	1	vs. UNCG (12/1/20)

BIG SOUTH HIGHS (regular season only)

Points	6	at Charleston Southern (1/4/21)
Minutes	9	at USC Upstate (12/12/20)
FGM	2	three times
FGA	6	at USC Upstate (12/12/20)
3PTFGM	2	at Charleston Southern (1/4/21)
3PTFGA	4	at Charleston Southern (1/4/21)
FTM	n/a	
FTA	n/a	
Rebounds	1	two times
Assists	n/a	
Blocks	n/a	
Steals	2	at USC Upstate (12/12/20)
Turnovers	n/a	



2

Sin'Cere McMahon
Guard / 6-1 / 167 / So.
Indianapolis, Ind.
(Western Carolina)

CAREER HONORS

- n/a

EXTRA DRIBBLE

- Has hit a triple in five of the last six games
- Contributed seven points off the bench in the win over Hartford
- Was 2-for-4 from three in opener, but is 8-for-30 since
- Has seven games with multiple assists
- Made first start as an Eagle at MTSU and eighth start of his career
- His four assists in the win over Mary Baldwin tied his career-high, set twice last season at Western Carolina
- Had two threes vs. Mary Baldwin, his sixth career game (22 games) and third off the bench with multiple threes
- His 10 points in the season opener was his 7th double-figure game
- Attended Crispus Attucks H.S. and finished with 1,648 career points
- Averaged 26.1 points, 4.8 assists, 4.0 rebounds as a senior
- Named Indianapolis City Player of the Year
- Was an Indiana All-Star Team selection and Second Team All-State Player

2021-22 GAME-BY-GAME

DATE	OPPONENT	MIN	FG	3FG	FT	REB	AST	T/O	BLK	STL	PTS
11/9	Mary Baldwin	20	3-6	2-4	2-2	0	4	0	0	0	10
11/3	Mercer	14	1-4	1-3	2-2	2	2	0	0	2	5
11/16	at MTSU	16	1-4	1-4	0-0	1	2	3	0	0	3
11/20	at Vanderbilt	14	1-4	0-2	0-0	4	2	1	0	0	2
11/22	at Washington St.	8	0-0	0-0	0-0	0	0	1	0	0	0
11/27	at Washington	2	0-0	0-0	0-0	0	0	0	0	1	0
12/1	Hartford	12	3-7	1-5	0-0	1	1	2	0	0	7
12/4	at Coastal Carolina	4	0-0	0-0	0-0	1	0	0	0	0	0
12/7	Furman	15	2-6	1-3	0-0	2	2	1	0	0	5
12/11	Carver College	22	3-6	1-3	1-2	0	2	2	0	2	8
12/15	at Elon	11	1-4	1-3	0-0	1	0	0	0	1	3
12/21	at Mississippi St.	7	0-2	0-1	0-0	0	1	2	0	0	0
12/31	Converse College	16	1-3	1-3	2-3	1	3	3	0	1	5
1/10	Campbell	12	1-3	1-3	0-0	0	0	1	0	0	3
1/13	UNC Asheville	DNP									
1/15	at Charleston Sou.										
1/19	at Presbyterian										
1/22	Gardner-Webb										
1/26	at USC Upstate										
1/29	at Longwood										
2/2	N.C. A&T										
2/5	at Hampton										
2/9	Radford										
2/12	Presbyterian										
2/16	at Gardner-Webb										
2/19	at UNC Asheville										
2/23	USC Upstate										
2/26	Charleston Sou.										

CAREER STATS

				Field Goals		3-Point		F-Throws		Rebounds				Scoring						
SEASON	TEAM	GP-GS	MIN/AVG	FG-FGA	FG%	3FG-3FGA	3FG%	FT-FTA	FT%	OFF	DEF	TOT	AVG	PF-FO	A	TO	BLK	STL	PTS	AVG
2020-21	WCU	20-7	376/18.8	39-97	.402	22-53	.415	20-27	.741	4	31	35	1.8	29-0	29	23	0	9	120	6.0
2021-22	Win	14-1	172/12.3	17-49	.347	10-34	.294	7-9	.778	2	11	13	0.9	9-0	19	16	0	7	51	3.6
TOTAL FOR Win		14-1	172/12.3	17-49	.347	10-34	.294	7-9	.778	2	11	13	0.9	9-0	19	16	0	7	51	3.6
TOTAL		34-8	548/16.1	56-146	.384	32-87	.368	27-36	.750	6	42	48	1.4	38-0	48	39	0	16	171	5.0

CAREER HIGHS

Points	20	Piedmont (11/30/20)
Minutes	38	at Chattanooga (2/17/21)
FGM	7	Piedmont (11/30/20)
FGA	11	two times
3PTFGM	6	Piedmont (11/30/20)
3PTFGA	8	Piedmont (11/30/20)
FTM	5	at VMI (1/27/21)
FTA	5	at VMI (1/27/21)
Rebounds	5	VMI (2/10/21)
Assists	4	three times
Blocks		
Steals	2	three times
Turnovers	4	two times

BIG SOUTH HIGHS (regular season only)

Points	3	Campbell (1/10/22)
Minutes	12	Campbell (1/10/22)
FGM	1	Campbell (1/10/22)
FGA	3	Campbell (1/10/22)
3PTFGM	1	Campbell (1/10/22)
3PTFGA	3	Campbell (1/10/22)
FTM		
FTA		
Rebounds		
Assists		
Blocks		
Steals		
Turnovers	1	Campbell (1/10/22)



3

Micheal Anumba

Guard / 6-5 / 220 / Sr.

Reggio Emilia, Italy (Loreto H.S.)

CAREER HONORS

- n/a

EXTRA DRIBBLE

- Tied season-high 18 points in overtime win over UNC Asheville as he was 7-of-8 from the floor in his 100th collegiate start
- Has double-figures in back-to-back games for the first time this season
- Averaged 5.5 points, 5.5 rebounds while shooting 40 percent in two meetings with Charleston Southern last year
- Had a perfect shooting night in the win over Furman going 5-for-5 from the field (3-for-3 behind the arc) and 5-for-5 at the foul line as he led the team with 18 points
- His three triples vs. Furman tied his career-high
- Reached 400 career rebounds and played in his 100th game vs. Mississippi State (97 career starts)
- In the two-game swing through Washington he averaged 7.5 ppg, 4.5 rpg, 2.0 apg
- Had a career-high two blocks against Mercer
- Team is 25-10 when he grabs 5 or more rebounds in a game
- In 2020-21 as he made a 43-of-54 with a career-best percentage of .796
- In 2019-20 he set career-bests in field goal percentage, three-point percentage, free throw percentage and rebounds per game
- Started 29-of-30 games as a freshman (only sat senior day)
- Named Defensive Player of the Year in 2017 for Loreto
- Averaged 16.5 points, 6.6 rebounds, 2.3 assists as a senior
- Described by Deng Camp as a physical, head strong combo guard who uses body and touch to score in variety of ways
- Made the league All-Star Five in 2018

CAREER STATS

				Field Goals		3-Point		F-Throws		Rebounds									Scoring	
SEASON	TEAM	GP-GS	MIN/AVG	FG-FGA	FG%	3FG-3FGA	3FG%	FT-FTA	FT%	OFF	DEF	TOT	AVG	PF-FO	A	TO	BLK	STL	PTS	AVG
2018-19	Win	30-29	709/23.6	68-143	.476	15-52	.288	57-81	.704	45	70	115	3.8	76-2	49	49	4	13	208	6.9
2019-20	Win	33-31	786/23.8	75-142	.528	26-61	.426	47-65	.723	53	78	131	4.0	87-6	29	41	2	28	223	6.8
2020-21	Win	25-25	608/24.3	52-117	.444	13-46	.283	43-54	.796	35	66	101	4.0	68-2	26	33	3	10	160	6.4
2021-22	Win	15-15	409/27.3	36-75	.480	13-37	.351	30-40	.750	15	50	65	4.3	40-2	22	21	5	2	115	7.7
TOTAL		103-100	2512/24.4	231-477	.484	67-196	.342	177-240	.738	148	264	412	4.0	271-12	126	144	14	53	706	6.9

CAREER HIGHS

Points	19	Pfeiffer (11/13/18)
Minutes	38	Gardner-Webb (1/11/20)
FGM	7	UNC Asheville (1/13/22)
FGA	12	Campbell (1/10/22)
3PTFGM	3	two times
3PTFGA	6	Campbell (1/10/22)
FTM	9	Pfeiffer (11/13/18)
FTA	10	Pfeiffer (11/13/18)
Rebounds	11	at UNC Asheville (1/5/19)
Assists	7	two times
Blocks	2	Mercer (11/13/21)
Steals	3	(5) Longwood (3/4/21)
Turnovers	5	at Presbyterian College (1/26/19)

2021-22 GAME-BY-GAME

DATE	OPPONENT	MIN	FG	3FG	FT	REB	AST	T/O	BLK	STL	PTS
11/9	Mary Baldwin	16	1-3	1-3	2-2	4	0	2	0	0	5
11/3	Mercer	33	3-9	1-5	0-0	4	1	0	2	0	7
11/16	at MTSU	27	2-3	1-1	1-2	5	0	0	0	0	6
11/20	at Vanderbilt	26	2-4	0-1	2-2	4	3	2	0	0	6
11/22	at Washington St.	33	1-5	1-2	8-9	5	2	1	1	0	11
11/27	at Washington	31	2-5	0-2	0-0	4	2	0	0	0	4
12/1	Hartford	22	3-4	1-2	2-3	3	2	1	1	0	9
12/4	at Coastal Carolina	24	0-1	0-1	3-4	4	0	3	0	0	3
12/7	Furman	30	5-5	3-3	5-5	3	3	3	0	0	18
12/11	Carver College	21	1-4	0-2	0-0	9	3	1	0	0	2
12/15	at Elon	33	2-7	1-3	3-5	5	1	3	0	1	8
12/21	at Mississippi St.	29	2-2	1-1	0-0	3	2	2	0	0	5
12/31	Converse College	17	1-3	1-3	0-0	3	2	1	0	0	3
1/10	Campbell	30	4-12	1-6	1-4	4	0	1	1	0	10
1/13	UNC Asheville	38	7-8	1-2	3-4	5	1	1	0	1	18
1/15	at Charleston Sou.										
1/19	at Presbyterian										
1/22	Gardner-Webb										
1/26	at USC Upstate										
1/29	at Longwood										
2/2	N.C. A&T										
2/5	at Hampton										
2/9	Radford										
2/12	Presbyterian										
2/16	at Gardner-Webb										
2/19	at UNC Asheville										
2/23	USC Upstate										
2/26	Charleston Sou.										

BIG SOUTH HIGHS (regular season only)

Points	18	UNC Asheville (1/13/22)
Minutes	38	two times
FGM	7	UNC Asheville (1/13/22)
FGA	12	Campbell (1/10/22)
3PTFGM	3	Radford (2/10/20)
3PTFGAs	6	Campbell (1/10/22)
FTM	8	Longwood (1/15/21)
FTA	8	two times
Rebounds	11	at UNC Asheville (1/5/19)
Assists	7	at UNC Asheville (1/5/19)
Blocks	1	four times
Steals	2	seven times
Turnovers	5	at Presbyterian College (1/26/19)



4

Kelton Talford

Forward / 6-7 / 195 / So.
Great Falls, S.C.
(Great Falls H.S.)

CAREER HONORS

- n/a

EXTRA DRIBBLE

- Put up a career-high 16 points in the win over UNC Asheville and had a key block in overtime
- Averaged 8.5 ppg, 5.5 rpg in two meetings with the Bucs last year
- Posted first career double-double as he posted career-highs in points (16) and rebounds (11) vs. Carver
- Scored 13 points in the season opener (which was a career-high at the time)
- Averaged 8.3 points, 4.3 rebounds in the 2021 Big South Tournament
- Tied his career-best of 12 points for the third time in the Jan. 19, 2021 game at PC
- Had 18 games with three or more rebounds as a freshman
- Had five games in double-figures, tying his career-high 12 points on three occasions
- Averaged 21 points, 11 rebounds and 2 blocks per game as a senior at Great Falls
- Is a four-time All-Region selection
- Is a three-time Regiona Player of the Year selection
- Named All-State three times
- In addition to basketball, he lettered in baseball (2017/2018) and football (2017-20)
- Helped lead Great Falls to the 2020 1A State Championship
- In high school career he scored over 1,500 points and had more than 750 rebounds

2021-22 GAME-BY-GAME

DATE	OPPONENT	MIN	FG	3FG	FT	REB	AST	T/O	BLK	STL	PTS
11/9	Mary Baldwin	14	5-9	0-0	3-4	8	0	1	1	1	13
11/3	Mercer	12	0-1	0-0	0-0	1	0	2	0	0	0
11/16	at MTSU	8	0-1	0-0	3-5	2	0	1	1	1	3
11/20	at Vanderbilt	19	4-7	0-0	0-2	5	0	1	0	1	8
11/22	at Washington St.	15	2-5	0-0	0-0	3	1	1	0	1	4
11/27	at Washington	13	5-7	0-0	0-0	4	0	2	0	0	10
12/1	Hartford	10	3-4	0-0	2-3	0	0	1	0	0	8
12/4	at Coastal Carolina	12	2-6	0-0	4-6	2	1	1	1	0	8
12/7	Furman	17	4-6	0-0	2-2	3	0	0	1	0	10
12/11	Carver College	19	5-7	0-0	6-6	11	0	2	1	0	16
12/15	at Elon	16	3-4	0-0	2-4	4	0	1	0	1	8
12/21	at Mississippi St.	20	4-5	0-0	4-6	0	0	1	2	1	12
12/31	Converse College	DNP									
1/10	Campbell	18	3-3	0-0	2-4	4	0	0	0	0	8
1/13	UNC Asheville	22	8-11	0-0	0-0	6	0	0	2	1	16
1/15	at Charleston Sou.										
1/19	at Presbyterian										
1/22	Gardner-Webb										
1/26	at USC Upstate										
1/29	at Longwood										
2/2	N.C. A&T										
2/5	at Hampton										
2/9	Radford										
2/12	Presbyterian										
2/16	at Gardner-Webb										
2/19	at UNC Asheville										
2/23	USC Upstate										
2/26	Charleston Sou.										

CAREER STATS

				Field Goals		3-Point		F-Throws		Rebounds											Scoring	
SEASON	TEAM	GP-GS	MIN/AVG	FG-FGA	FG%	3FG-3FGA	3FG%	FT-FTA	FT%	OFF	DEF	TOT	AVG	PF-FO	A	TO	BLK	STL			PTS	AVG
2020-21	Win	25-0	338/13.5	59-97	.608	0-0	.000	24-45	.533	49	45	94	3.8	48-0	6	22	4	10			142	5.7
2021-22	Win	14-1	215/15.4	48-76	.632	0-0	.000	28-42	.667	19	34	53	3.8	23-0	2	14	9	7			124	8.9
TOTAL		39-1	553/14.2	107-173	.618	0-0	.000	52-87	.598	68	79	147	3.8	71-0	8	36	13	17			266	6.8

CAREER HIGHS

Points	16	two times
Minutes	22	UNC Asheville (1/13/22)
FGM	8	UNC Asheville (1/13/22)
FGA	11	UNC Asheville (1/13/22)
3PTFGM	n/a	
3PTFGA	n/a	
FTM	6	vs. Carver College (12/11/21)
FTA	7	(5) Longwood (3/4/21)
Rebounds	11	vs. Carver College (12/11/21)
Assists	1	eight times
Blocks	2	three times
Steals	2	three times
Turnovers	3	three times

BIG SOUTH HIGHS (regular season only)

Points	16	UNC Asheville (1/13/22)
Minutes	22	UNC Asheville (1/13/22)
FGM	8	UNC Asheville (1/13/22)
FGA	11	UNC Asheville (1/13/22)
3PTFGM	n/a	
3PTFGA	n/a	
FTM	3	at USC Upstate (12/12/20)
FTA	6	two times
Rebounds	8	three times
Assists	1	four times
Blocks	2	two times
Steals	2	three times
Turnovers	3	two times



5

Patrick Good

Guard / 6-0 / 175 / Gr.

Johnson City, Tenn.

(East Tennessee St.)

CAREER HONORS

- Big South Conference Co-Player of the Week (Nov. 29)
- 2018-19 All-SoCON Third Team

EXTRA DRIBBLE

- Averaging a team-best 16.7 ppg on the road and also hitting 4.5 threes per road game
- Leads the team (and Big South) with 2.6 threes per game and three-point field goal percentage (.433) and ranks 31st nationally
- Has hit a three in 13 straight games before going 0-for-1 in win over UNC Asheville
- Ranked 52nd on the NCAA D1 active list for three-point field goals made (241)
- Posted 18 points in the win at Washington following a season-high 33 points at Washington State in which he tied his career-high of 11 threes in a single-game
- His 11 threes were the most by a single player against Washington State and only the second time a non-conference opponent had a player hit 10 or more threes in a game
- The 11 threes are the most in a single-game at the NCAA D1 level this season
- It was the second time in his career with 11 threes in a game, both on the road
- Posted 20 points off the bench to help the Eagles rally in the overtime win vs. Mercer
- His 20 points vs. Mercer pushed him over 800 career points (947 currently)
- Transfer from ETSU where he played two seasons
- Began collegiate career at Appalachian State where he played his freshman season before transferring to ETSU
- Scored a career-high 35 points at Western Carolina (1/26/19) and set an ETSU single-game record with 11 three-point field goals
- Had 26 games in double-figures in two seasons with ETSU
- Knocked down 87 threes in his first season at ETSU

2021-22 GAME-BY-GAME

DATE	OPPONENT	MIN	FG	3FG	FT	REB	AST	T/O	BLK	STL	PTS
11/9	Mary Baldwin	18	1-1	0-0	1-1	0	0	0	0	0	3
11/3	Mercer	32	7-11	5-9	1-3	3	0	0	0	4	20
11/16	at MTSU	23	3-8	2-7	1-3	4	0	1	0	1	9
11/20	at Vanderbilt	28	5-10	3-8	0-0	2	1	1	0	1	13
11/22	at Washington St.	36	11-19	11-19	0-0	7	2	1	0	1	33
11/27	at Washington	27	5-7	3-5	5-6	5	1	2	0	1	18
12/1	Hartford	34	1-4	1-4	0-1	5	2	2	0	0	3
12/4	at Coastal Carolina	33	5-14	5-13	0-0	2	1	1	0	2	15
12/7	Furman	33	3-3	1-1	2-2	4	1	0	0	2	9
12/11	Carver College	25	2-5	1-4	0-0	3	1	3	0	1	5
12/15	at Elon	30	3-7	3-6	3-3	2	0	2	0	0	12
12/21	at Mississippi St.	24	1-5	1-5	4-4	2	1	1	0	0	7
12/31	Converse College	26	2-6	1-4	0-0	3	2	1	0	4	5
1/10	Campbell	17	3-6	2-4	0-0	1	1	1	0	1	8
1/13	UNC Asheville	20	1-2	0-1	3-4	2	0	2	0	1	5
1/15	at Charleston Sou.										
1/19	at Presbyterian										
1/22	Gardner-Webb										
1/26	at USC Upstate										
1/29	at Longwood										
2/2	N.C. A&T										
2/5	at Hampton										
2/9	Radford										
2/12	Presbyterian										
2/16	at Gardner-Webb										
2/19	at UNC Asheville										
2/23	USC Upstate										
2/26	Charleston Sou.										

CAREER STATS (Career stats look different because NCAA database does not have his freshman season included in career stats but these are updated)

SEASON	gp-gs	min/avg.	Total		3-Point		F-Throws		Rebounds		Scoring	
			fg-fga	pct.	fg-fga	pct.	ft-fga	pct.	off	def	pts	avg.
\$2016-17	29-0	655/22.6	65-156	.417	55-134	.410	18-23	.783	17	50	67	2.3
+2018-19	32-31	877/27.4	102-248	.411	87-223	.390	42-52	.808	12	61	73	2.3
+2019-20	33-20	764/23.1	75-203	.369	60-169	.355	36-44	.818	14	63	77	2.3
2021-22	15-9	407/27.1	53-108	.491	39-90	.433	20-27	.741	4	41	45	3.1
Total	109-60	2736/25.1	295-716	.411	241-616	.392	116-146	.794	47	216	262	2.4

\$ Stats from Appalachian State

+ Stats from ETSU

CAREER HIGHS

Points	35	at Western Carolina (1/26/19)
Minutes	36	at Washington State (11/22/21)
FGM	12	at Western Carolina (1/26/19)
FGA	19	at Washington State (11/22/21)
3PTFGM	11	two times
3PTFGA	19	at Washington State (11/22/21)
FTM	7	three times
FTA	9	at Samford (1/31/19)
Rebounds	7	at Washington State (11/22/21)
Assists	5	two times
Blocks	1	three times
Steals	4	four times
Turnovers	3	three times

BIG SOUTH HIGHS (regular season only)

Points	8	Campbell (1/10/22)
Minutes	17	Campbell (1/10/22)
FGM	3	Campbell (1/10/22)
FGA	6	Campbell (1/10/22)
3PTFGM	2	Campbell (1/10/22)
3PTFGA	4	Campbell (1/10/22)
FTM		
FTA		
Rebounds	2	UNC Asheville (1/13/22)
Assists	1	Campbell (1/10/22)
Blocks		
Steals	1	two times
Turnovers	2	UNC Asheville (1/13/22)



10

Cameron Whiteside
Guard / 6-5 / 187 / Jr.
Thomasville, N.C.
(UVA Wise)

CAREER HONORS

- 2020-21 NABC All-Southeast District Team
- 2020-21 All-South Atlantic First Team
- 2019-20 All-South Atlantic Second Team
- 2019-20 VaSID All-State First Team

EXTRA DRIBBLE

- Has not played for the Eagles this season
- Transfer from UVA Wise where averaged 21.1 points, 7.3 rebounds and 2.8 assists in 2020-21
- Scored a career-high 42 points vs. Tusculum (11/24/20)
- He was 18-for-19 at the foul line in that game vs. Tusculum
- Totaled 1,333 points and 473 rebounds in 48 career games at UVA Wise
- As a sophomore he led the South Atlantic Conference in scoring at 20.8 ppg
- That year he finished 2nd in the league in steals per game (2.0) and 5th in the league with 7.4 rebounds per game

2021-22 GAME-BY-GAME

DATE	OPPONENT	MIN	FG	3FG	FT	REB	AST	T/O	BLK	STL	PTS
11/9	Mary Baldwin					DNP					
11/3	Mercer					DNP					
11/16	at MTSU					DNP					
11/20	at Vanderbilt					DNP					
11/22	at Washington St.					DNP					
11/27	at Washington					DNP					
12/1	Hartford					DNP					
12/4	at Coastal Carolina					DNP					
12/7	Furman					DNP					
12/11	Carver College					DNP					
12/15	at Elon					DNP					
12/21	at Mississippi St.					DNP					
12/31	Converse College					DNP					
1/10	Campbell					DNP					
1/13	UNC Asheville					DNP					
1/15	at Charleston Sou.										
1/19	at Presbyterian										
1/22	Gardner-Webb										
1/26	at USC Upstate										
1/29	at Longwood										
2/2	N.C. A&T										
2/5	at Hampton										
2/9	Radford										
2/12	Presbyterian										
2/16	at Gardner-Webb										
2/19	at UNC Asheville										
2/23	USC Upstate										
2/26	Charleston Sou.										

CAREER STATS

				Field Goals		3-Point		F-Throws		Rebounds										Scoring	
SEASON	TEAM	GP-GS	MIN/AVG	FG-FGA	FG%	3FG-3FGA	3FG%	FT-FTA	FT%	OFF	DEF	TOT	AVG	PF-FO	A	TO	BLK	STL		PTS	AVG
2018-19	Wise	28-23	743/26.5	135-272	.496	53-134	.396	49-63	.778	48	88	136	4.9	71-1	55	30	11	36		372	13.3
2019-20	Wise	28-28	961/34.3	201-397	.506	49-150	.327	130-173	.751	54	152	206	7.4	85-2	59	46	9	57		581	20.8
2020-21	Wise	18-18	603/33.5	122-250	.488	20-68	.294	116-139	.835	31	100	131	7.3	52-1	51	46	2	27		380	21.1
TOTAL FOR Win		0-0	0/0.0	0-0	.000	0-0	.000	0-0	.000	0	0	0	0.0	0-0	0	0	0	0		0	0.0
TOTAL		74-69	2307/31.2	458-919	.498	122-352	.347	295-375	.787	133	340	473	6.4	208-4	165	122	22	120		1333	18.0

CAREER HIGHS

Points

Minutes

FGM

FGA

3PTFGM

3PTFGA

FTM

FTA

Rebounds

Assists

Blocks

Steals

Turnovers

BIG SOUTH HIGHS (regular season only)

Points

Minutes

FGM

FGA

3PTFGM

3PTFGA

FTM

FTA

Rebounds

Assists

Blocks

Steals

Turnovers



CAREER HONORS

- 2019-20 All-Big West Honorable Mention
- 2018-19 All-Big West Honorable Mention

EXTRA DRIBBLE

- Coming off a season-high seven assists (no turnovers) in the win over UNC Asheville
- Has 22 assists, 10 steals combined in the last four games
- Tied his career-high with four steals in the loss at Elon and also matched his season-high with six assists (4th game with 6)
- Leads the team with 4.3 apg, ranking him 2nd in the Big South
- Surpassed 500 career assists (550) at Vanderbilt
- His 550 assists rank 15th on the NCAA D1 active list
- In games played through Jan 10, Buggs is 1-of-26 on the active list with 500 or more assists
- Made his 125th appearance at Coastal Carolina
- Posted season-high 17 points against Hartford
- Prior to the 17 points against Hartford, he had just 14 points in the previous six games combined
- Transferred from Missouri where he played 26 games last season
- Played first three years of career at Hawaii, leaving as the program's all-time leader in assists (437)
- Led the Big West Conference in assists for two consecutive season (2018-19 / 2019-20)
- Set a single-season record at Hawaii with 168 assists
- As a junior he was also second on the team in rebounding (4.5 rpg)

CAREER STATS

				Field Goals		3-Point		F-Throws		Rebounds										Scoring	
SEASON	TEAM	GP-GS	MIN/AVG	FG-FGA	FG%	3FG-3FGA	3FG%	FT-FTA	FT%	OFF	DEF	TOT	AVG	PF-FO	A	TO	BLK	STL	PTS	AVG	
2017-18	Hawaii	30-27	850/28.3	85-212	.401	20-62	.323	53-81	.654	26	85	111	3.7	77-4	108	64	4	46	243	8.1	
2018-19	Hawaii	31-31	914/29.5	104-223	.466	16-60	.267	50-68	.735	47	86	133	4.3	80-1	168	71	8	28	274	8.8	
2019-20	Hawaii	30-30	1044/34.8	109-301	.362	27-103	.262	36-50	.720	27	109	136	4.5	70-1	161	82	5	28	281	9.4	
2020-21	Mizzou	26-0	356/13.7	16-51	.314	4-20	.200	12-23	.522	4	27	31	1.2	30-0	49	23	4	11	48	1.8	
2021-22	Win	15-13	337/22.5	27-63	.429	8-20	.400	15-28	.536	9	29	38	2.5	27-0	64	27	5	13	77	5.1	
TOTAL FOR Win		15-13	337/22.5	27-63	.429	8-20	.400	15-28	.536	9	29	38	2.5	27-0	64	27	5	13	77	5.1	
TOTAL		132-101	3502/26.5	341-850	.401	75-265	.283	166-250	.664	113	336	449	3.4	284-6	550	267	26	126	923	7.0	

CAREER HIGHS

Points	25	San Francisco (11/29/19)
Minutes	44	at Cal Poly (2/8/20)
FGM	11	San Francisco (11/29/19)
FGA	19	San Francisco (11/29/19)
3PTFGM	3	four times
3PTFGA	7	two times
FTM	6	three times
FTA	10	Hawaii-Hilo (12/8/18)
Rebounds	11	at Cal Poly (2/8/20)
Assists	12	two times
Blocks	3	Mercer (11/13/21)
Steals	4	two times
Turnovers	6	three times

2021-22 GAME-BY-GAME

[illegible]

BIG SOUTH HIGHS (regular season only)

Points	12	Campbell (1/10/22)
Minutes	36	UNC Asheville (1/13/22)
FGM	5	Campbell (1/10/22)
FGA	10	Campbell (1/10/22)
3PTFGM	1	UNC Asheville (1/13/22)
3PTFGA	3	UNC Asheville (1/13/22)
FTM	2	two times
FTA	4	Campbell (1/10/22)
Rebounds	6	UNC Asheville (1/13/22)
Assists	7	UNC Asheville (1/13/22)
Blocks		
Steals	2	Campbell (1/10/22)
Turnovers	2	Campbell (1/10/22)



12

Cory Hightower

Forward / 6-7 / 222 / R-Jr.
Flint, Mich.
(Western Carolina)

CAREER HONORS

- 2019-20 Big South Conference Honorable Mention
- 2018-19 Big South All-Freshman Team
- 2-Time Big South Conference Freshman of the Week

EXTRA DRIBBLE

- Coming off second double-double of the season and ninth of his career with 13 points, 11 rebounds vs. Asheville
- Has been in double-figures in all five career meetings with Charleston Southern
- In five career meetings with the Bucs he's averaging 14.0 ppg, 6.4 rpg and shooting 52 percent
- Tied his career-high of five threes in the win over Campbell (5-of-6), which he set at Vanderbilt earlier this season
- Turned in a strong performance vs. Furman with 16 points, five rebounds and two assists
- Posted his first double-double of the season with 19 points and a career-high 13 boards vs. Hartford (8th career double-double)
- After missing the Washington State game with an injury, he returned to post eight points, seven rebounds, four assists and a steal in 26 minutes
- Moved past 200 career assists against Washington (217)
- Knocked down a career-high five threes at Vanderbilt
- Hit the game-winning three with 4.2 seconds to play in overtime against Mercer
- Third on the team in scoring (11.0 ppg) and tied for 18th in the Big South
- Has eight career double-doubles and has scored in double-figures in 63 games
- Transferred to Winthrop after a shortened season at Western Carolina
- Began career at Presbyterian College where he spent two seasons
- Recorded the first triple-double in PC DI history with 16 points, 10 rebounds and 10 assists vs. Quinnipiac
- In that game he posted a career-high 10 assists
- Played in 19 games with 18 starts last season at Western Carolina
- Scored a career-high 26 points against Wofford (2/20/21)

2021-22 GAME-BY-GAME

DATE	OPPONENT	MIN	FG	3FG	FT	REB	AST	T/O	BLK	STL	PTS
11/9	Mary Baldwin	20	3-5	3-4	4-4	6	2	0	1	1	13
11/3	Mercer	26	6-13	3-6	2-2	4	1	3	0	0	17
11/16	at MTSU	28	4-8	1-3	1-2	3	3	6	0	0	10
11/20	at Vanderbilt	26	5-11	5-9	0-0	1	1	3	0	0	15
11/22	at Washington St.	DNP									
11/27	at Washington	26	2-5	0-1	4-7	7	4	3	0	1	8
12/1	Hartford	33	5-9	4-6	5-6	13	1	2	2	3	19
12/4	at Coastal Carolina	29	2-7	0-4	0-3	5	1	1	0	2	4
12/7	Furman	33	6-8	2-4	2-2	5	2	2	0	0	16
12/11	Carver College	DNP									
12/15	at Elon	30	0-6	0-2	0-0	6	3	4	0	0	0
12/21	at Mississippi St.	25	2-6	1-3	3-4	2	2	4	0	1	8
12/31	Converse College	19	3-6	0-1	1-1	11	4	4	1	1	7
1/10	Campbell	30	5-7	5-6	2-2	8	2	1	0	0	17
1/13	UNC Asheville	30	6-12	1-4	0-1	11	1	5	1	0	13
1/15	at Charleston Sou.										
1/19	at Presbyterian										
1/22	Gardner-Webb										
1/26	at USC Upstate										
1/29	at Longwood										
2/2	N.C. A&T										
2/5	at Hampton										
2/9	Radford										
2/12	Presbyterian										
2/16	at Gardner-Webb										
2/19	at UNC Asheville										
2/23	USC Upstate										
2/26	Charleston Sou.										

CAREER STATS


				Field Goals		3-Point		F-Throws		Rebounds									Scoring	
SEASON	TEAM	GP-GS	MIN/AVG	FG-FGA	FG%	3FG-3FGA	3FG%	FT-FTA	FT%	OFF	DEF	TOT	AVG	PF-FO	A	TO	BLK	STL	PTS	AVG
2018-19	Presb	36-35	881/24.5	126-265	.475	13-36	.361	75-100	.750	54	172	226	6.3	93-2	70	59	22	28	340	9.4
2019-20	Presb	31-31	1016/32.8	147-332	.443	28-101	.277	90-133	.677	34	154	188	6.1	79-3	79	83	11	32	412	13.3
2020-21	WCU	19-18	567/29.9	94-213	.441	16-62	.258	59-68	.868	17	100	117	6.2	48-3	41	59	5	21	263	13.8
2021-22	Win	13-13	356/27.4	49-103	.476	25-53	.472	24-34	.706	12	70	82	6.3	32-0	27	38	5	14	147	11.3
TOTAL FOR Win		13-13	356/27.4	49-103	.476	25-53	.472	24-34	.706	12	70	82	6.3	32-0	27	38	5	14	147	11.3
TOTAL		99-97	2820/28.5	416-913	.456	82-252	.325	248-335	.740	117	496	613	6.2	252-8	217	239	43	95	1162	11.7

CAREER HIGHS

Points	26	Wofford (2/20/21)
Minutes	40	at Quinnipiac (11/23/19)
FGM	9	three times
FGA	20	at Chattanooga (2/17/21)
3PTFGM	5	two times
3PTFGA	9	at Vanderbilt (11/20/21)
FTM	10	Winthrop (2/15/20)
FTA	13	Winthrop (2/15/20)
Rebounds	13	Hartford (12/1/21)
Assists	10	at Quinnipiac (11/23/19)
Blocks	4	Boyce (11/15/18)
Steals	5	at Middle Tennessee (11/16/21)
Turnovers	7	at Clemson (11/7/19)

BIG SOUTH HIGHS (regular season only)

Points	21	at Radford (2/13/20)
Minutes	39	two times
FGM	8	three times
FGA	16	at Radford (2/13/20)
3PTFGM	5	Campbell (1/10/22)
3PTFGA	7	two times
FTM	10	Winthrop (2/15/20)
FTA	13	Winthrop (2/15/20)
Rebounds	12	at UNC Asheville (2/22/20)
Assists	6	three times
Blocks	3	two times
Steals	3	two times
Turnovers	5	four times



13

Nate Buss

Guard / 5-11 / 175 / R-Sr.
Verona, Wis.
(Flagler College)

CAREER HONORS

- 2nd Team All-Region (NJCAA Region 4) at Madison

EXTRA DRIBBLE

- Played career-high five minutes vs. Converse, finishing with career-best two assists
- Scored a career-high six points vs. Carver College
- Played as he made a three and knocked down all three free throw attempts
- Played in the season opener and drilled a contested three from the wing for his first points as an Eagle
- Made the team as a walk-on
- Transferred from Flagler after sitting out the 2019-20 season
- Began collegiate career at Madison College where he played 27 games in each of his first two seasons
- As a sophomore at Madison he averaged 13 ppg and led the team with 66 made threes and earned Second Team All-Region Honors
- Scored a career-high 31 points on Nov. 9, 2018 at Anoka-Ramsey (5-of-8 from three in the game)
- Averaged 8.2 ppg as a freshman (10.5 in conference play)
- In his senior season at Verona High School he averaged 13.7 ppg, 7.1 apg and 3.2 rpg
- Finished career at Verona as the program's all-time leader in assists and 10th in career points
- Named Third Team All-Big Eight Conference as a senior at Verona, Honorable Mention All-Big Eight as a junior

2021-22 GAME-BY-GAME

DATE	OPPONENT	MIN	FG	3FG	FT	REB	AST	T/O	BLK	STL	PTS
11/9	Mary Baldwin	1	1-2	1-2	0-0	1	0	0	0	0	3
11/3	Mercer					DNP					
11/16	at MTSU					DNP					
11/20	at Vanderbilt					DNP					
11/22	at Washington St.					DNP					
11/27	at Washington					DNP					
12/1	Hartford					DNP					
12/4	at Coastal Carolina					DNP					
12/7	Furman					DNP					
12/11	Carver College	4	1-5	1-4	3-3	0	0	0	0	1	6
12/15	at Elon					DNP					
12/21	at Mississippi St.					DNP					
12/31	Converse College	5	0-2	0-1	1-2	1	2	1	0	0	1
1/10	Campbell					DNP					
1/13	UNC Asheville					DNP					
1/15	at Charleston Sou.										
1/19	at Presbyterian										
1/22	Gardner-Webb										
1/26	at USC Upstate										
1/29	at Longwood										
2/2	N.C. A&T										
2/5	at Hampton										
2/9	Radford										
2/12	Presbyterian										
2/16	at Gardner-Webb										
2/19	at UNC Asheville										
2/23	USC Upstate										
2/26	Charleston Sou.										

CAREER STATS

				Field Goals		3-Point		F-Throws		Rebounds				Scoring						
SEASON	TEAM	GP-GS	MIN/AVG	FG-FGA	FG%	3FG-3FGA	3FG%	FT-FTA	FT%	OFF	DEF	TOT	AVG	PF-FO	A	TO	BLK	STL	PTS	AVG
2020-21	Win	4-0	4/1.0	0-0	.000	0-0	.000	0-1	.000	0	0	0	0.0	0-0	0	0	0	0	0	0.0
2021-22	Win	4-0	13/3.1	2-9	.222	2-7	.286	4-5	.800	0	2	2	0.5	2-0	2	1	0	1	10	2.5
TOTAL		8-0	17/2.1	2-9	.222	2-7	.286	4-6	.667	0	2	2	0.3	2-0	2	1	0	1	10	1.3

CAREER HIGHS

Points	6	vs. Carver College (12/11/21)
Minutes	4	vs. Carver College (12/11/21)
FGM	1	two times
FGA	5	vs. Carver College (12/11/21)
3PTFGM	1	two times
3PTFGA	4	vs. Carver College (12/11/21)
FTM	3	vs. Carver College (12/11/21)
FTA	3	vs. Carver College (12/11/21)
Rebounds	1	two times
Assists	2	Converse (12/31/21)
Blocks	n/a	
Steals	1	vs. Carver College (12/11/21)
Turnovers	1	Converse (12/31/21)

BIG SOUTH HIGHS (regular season only)

Points	n/a
Minutes	1 two times
FGM	n/a
FGA	n/a
3PTFGM	n/a
3PTFGA	n/a
FTM	n/a
FTA	n/a
Rebounds	n/a
Assists	n/a
Blocks	n/a
Steals	n/a
Turnovers	n/a



Guard / 6-5 / 230 / Jr.
Goldsboro, N.C
(Wayne Christian School)

- n/a

- After not playing in the previous three games he saw 19 minutes vs. Carver College and was the first Eagle to check into the game off the bench
- Grabbed a season-high five rebounds vs. Carver,
- Tied for 3rd on the team with seven blocked shots in 2020-21
- Started the 2020-21 season 9-for-13 behind the arc, but is 5-for-37 in his last 22 games
- Had two blocks and two steals in the second game at Charleston Southern for the second time in a four-game stretch
- In 2020-21, scored a season-high 11 points in the win over Furman
- Grabbed a career-high five rebounds in the 2020-21 season opener and matched that in the first game of the Upstate series
- Had three double-figure games in 2019-20 with a career-high 14 vs. Mid-Atlantic
- Came off the bench in all 32 appearances and had three or more rebounds in nine games in 2019-20
- Was ranked 10th in the state of North Carolina according to ESPN
- Scored over 1,600 career points at Wayne Christian
- Named Player of the Year as a sophomore after averaging 22 points, 11 rebounds

[illegible]

				Field Goals		3-Point		F-Throws		Rebounds									Scoring	
SEASON	TEAM	GP-GS	MIN/AVG	FG-FGA	FG%	3FG-3FGA	3FG%	FT-FTA	FT%	OFF	DEF	TOT	AVG	PF-FO	A	TO	BLK	STL	PTS	AVG
2019-20	Win	33-0	296/9.0	39-94	.415	24-62	.387	5-12	.417	19	44	63	1.9	39-0	13	22	7	6	107	3.2
2020-21	Win	24-0	264/11.0	33-86	.384	14-49	.286	7-15	.467	17	32	49	2.0	37-1	9	13	7	11	87	3.6
2021-22	Win	5-0	47/9.4	2-12	.167	0-6	.000	3-5	.600	2	8	10	2.0	6-0	2	0	0	2	7	1.4
TOTAL		62-0	607/9.8	74-192	.385	38-117	.325	15-32	.469	38	84	122	2.0	82-1	24	35	14	19	201	3.2

Points	14	Mid-Atlantic Christian (11/16/19)
Minutes	19	vs. UNCG (12/1/20)
FGM	5	Mid-Atlantic Christian (11/16/19)
FGA	7	Furman (12/19/20)
3PTFGM	4	Mid-Atlantic Christian (11/16/19)
3PTFGA	5	four times
FTM	2	two times
FTA	4	Campbell (12/30/20)
Rebounds	6	Campbell (12/30/20)
Assists	2	three times
Blocks	3	Pfeiffer (11/25/19)
Steals	2	three times
Turnovers	4	Campbell (12/30/20)

Points	11	UNC Asheville (2/1/20)
Minutes	14	three times
FGM	4	two times
FGA	5	seven times
3PTFGM	3	at USC Upstate (12/13/20)
3PTFGA	4	three times
FTM	2	two times
FTA	4	Campbell (12/30/20)
Rebounds	6	Campbell (12/30/20)
Assists	1	seven times
Blocks	2	three times
Steals	2	two times
Turnovers	4	Campbell (12/30/20)



Forward / 6-9 / 275 / R-Jr.
Rock Hill, S.C.
(Tennessee)

- 2021-22 Big South Preseason Player of the Year
- 2021 Big South Conference All-Tournament Team
- 2021-22 Lou Henson Player of the Year Watchlist
- 2020-21 All-Big South Honorable Mention / 2019-20 All-Big South Second Team
- 2020-21 & 2021-22 Preseason All-Big South (1st Team)
- 2019-20 Big South Freshman of the Year
- Big South Conference Player of the Week (12/27/21)
- Big South Conference Freshman of the Week (11/18/19 - 1/6/20 - 1/20/20 - 1/27/20 - 2/10/20)

- Averaging 16.5 ppg, 4.2 rpg on the road this season
- Only played 11.0 minutes per game in the two-game series with the Bucs last season, finishing with 4.5 ppg, 1.5 rpg
- In 37 career Big South games, averaging 11.4 ppg and 3.7 rpg while shooting 59%
- Eagles are 34-11 in games he posts double-figures and 7-2 in games he scores 20 or more
- Posted 20 or more points in three straight games before the league opener vs. Campbell
- Six of his nine games he's scored 20 or more have come away from the Winthrop Coliseum
- Scored career-high 30 points in the season opener vs. Mary Baldwin
- Approaching 900 career points and is on pace to finish regular season with over 1,100 points
- He'd be the 7th Winthrop player to reach 1,000 career points before their senior season
- Scored game-high 22 points in the 2021 Big South title game as he was 11-for-12 from the floor (his second 22 point game in the last five contests)
- Averaged 13.3 points, 4.0 rebounds and shot 68 percent from the floor in the 2021 Big South Tournament
- Scored team-high 16 points off the bench in Big South Championship win over Hampton
- Finished the season with 394 points, second most in a single-season by a freshman in program history
- Recorded over 1,000 points and 1,000 rebounds in his career at York Prep Academy
- According to the 247Sports.com industry composite for the Class of 2018, Burns was rated as a four-star recruit and the third-ranked prospect in the state of South Carolina Named the nation's 12th-ranked center and rated 103rd among all prospects by 247Sports.com

				Field Goals		3-Point		F-Throws		Rebounds									Scoring	
SEASON	TEAM	GP-GS	MIN/AVG	FG-FGA	FG%	3FG-3FGA	3FG%	FT-FTA	FT%	OFF	DEF	TOT	AVG	PF-FO	A	TO	BLK	STL	PTS	AVG
2019-20	Win	33-16	576/17.5	175-300	.583	0-3	.000	44-77	.571	55	80	135	4.1	81-3	41	76	23	17	394	11.9
2020-21	Win	25-24	394/15.8	114-196	.582	0-1	.000	25-41	.610	29	55	84	3.4	51-1	14	25	12	15	253	10.1
2021-22	Win	15-14	317/21.1	108-170	.635	0-2	.000	30-45	.667	25	44	69	4.6	48-4	14	25	9	11	246	16.4
TOTAL		73-54	1287/17.6	397-666	.596	0-6	.000	99-163	.607	109	179	288	3.9	180-8	69	126	44	43	893	12.2

Points	30	Mary Baldwin (11/9/21)
Minutes	27	at ETSU (11/14/19)
FGM	13	Mary Baldwin (11/9/21)
FGA	21	at Washington (11/27/21)
3PTFGM	n/a	
3PTFGA	1	six times
FTM	7	at Elon (12/15/21)
FTA	11	at Elon (12/15/21)
Rebounds	9	two times
Assists	3	five times
Blocks	3	two times
Steals	2	eight times
Turnovers	5	at Gardner-Webb (2/13/20)

Points	23	at Charleston Southern (1/30/20)
Minutes	25	at Radford (1/20/20)
FGM	11	at Charleston Southern (1/30/20)
FGA	14	two times
3PTFGM	n/a	
3PTFGA	n/a	
FTM	6	two times
FTA	9	Gardner-Webb (1/11/20)
Rebounds	8	at Radford (1/20/20)
Assists	3	at Gardner-Webb (2/13/20)
Blocks	3	two times
Steals	2	three times
Turnovers	5	at Gardner-Webb (2/13/20)



32

Josh Corbin

Guard / 6-3 / 190 / So.

Gahanna, Ohio

(Gahanna Lincoln H.S.)

CAREER HONORS

- n/a

EXTRA DRIBBLE

- Struggled from the floor against Asheville, but tied his career-best of three assists and knocked down two free throws with 40 seconds left in overtime to help clinch the win
- After not playing against Furman, came off the bench for a game-high 19 points in the win over Carver
- Since going 6-for-11 vs. Carver, he's 6-for-28 behind the arc over the last five games
- Scored 12 points in the season opener, but just two points in the win over Mercer (17 minutes)
- Has 16 career games with multiple made threes
- Hit a team-high 47 three-pointers in 2020-21
- His 47 threes are the 4th most by a freshman in program history (one behind 3rd place and five behind 2nd)
- Played nine games before suffering season-ending injury in 2019-20
- Made first collegiate start on Nov. 21, 2019 vs. Tennessee Tech
- Scored career-high 18 points off the bench against Mid-Atlantic Christian while also snagging a career-high seven rebounds
- Scored 16 points in 17 minutes in the win over Pfeiffer on Nov. 25, 2019
- Earned MVP of the All-Ohio Nike Cup, averaging 13.7 points in 15 Elite Youth Basketball League games
- At Gahanna Lincoln he earned First Team All-League honors for the Ohio Capital Conference and Second Team All-Central Ohio
- Rated the 5th best player in the 2019 class in the state of Ohio by Pre-pHoops
- Played for same AAU team as former Winthrop standout Keon Johnson

2021-22 GAME-BY-GAME

DATE	OPPONENT	MIN	FG	3FG	FT	REB	AST	T/O	BLK	STL	PTS
11/9	Mary Baldwin	25	5-10	2-6	0-0	4	1	0	0	1	12
11/3	Mercer	17	1-3	0-1	0-0	2	2	3	0	0	2
11/16	at MTSU	29	5-12	4-9	0-0	4	1	1	0	1	14
11/20	at Vanderbilt	19	1-8	0-5	1-1	1	0	1	0	0	3
11/22	at Washington St.	12	0-2	0-2	0-0	0	0	3	1	0	0
11/27	at Washington	20	1-7	1-5	0-0	2	1	1	0	1	3
12/1	Hartford	4	1-3	1-2	0-0	0	0	0	0	0	3
12/4	at Coastal Carolina	8	0-3	0-3	0-0	0	0	0	0	0	0
12/7	Furman	DNP									
12/11	Carver College	28	6-12	6-11	1-1	4	1	0	0	0	19
12/15	at Elon	18	1-5	1-5	0	1	0	0	0	1	4
12/21	at Mississippi St.	16	1-4	1-4	0-0	2	2	0	0	0	3
12/31	Converse College	20	3-9	2-8	0-0	5	2	0	0	0	8
1/10	Campbell	12	1-3	1-3	0-0	2	0	1	0	0	3
1/13	UNC Asheville	24	1-8	1-5	2-2	4	3	0	0	0	5
1/15	at Charleston Sou.										
1/19	at Presbyterian										
1/22	Gardner-Webb										
1/26	at USC Upstate										
1/29	at Longwood										
2/2	N.C. A&T										
2/5	at Hampton										
2/9	Radford										
2/12	Presbyterian										
2/16	at Gardner-Webb										
2/19	at UNC Asheville										
2/23	USC Upstate										
2/26	Charleston Sou.										

CAREER STATS

				Field Goals		3-Point		F-Throws		Rebounds				Scoring						
SEASON	TEAM	GP-GS	MIN/AVG	FG-FGA	FG%	3FG-3FGA	3FG%	FT-FTA	FT%	OFF	DEF	TOT	AVG	PF-FO	A	TO	BLK	STL	PTS	AVG
2019-20	Win	9-1	89/9.9	11-31	.355	9-27	.333	6-6	1.000	2	13	15	1.7	7-0	3	4	1	0	37	4.1
2020-21	Win	25-0	350/14.0	55-134	.410	47-116	.405	7-10	.700	5	30	35	1.4	17-0	14	10	0	11	164	6.6
2021-22	Win	14-5	252/18.0	27-89	.303	20-69	.290	5-5	1.000	5	25	30	2.1	11-0	14	10	1	4	79	5.6
TOTAL		48-6	691/14.4	93-254	.366	76-212	.358	18-21	.857	12	68	80	1.7	35-0	31	24	2	15	280	5.8

CAREER HIGHS

Points	20	UNC Asheville (1/28/21)
Minutes	25	Mary Baldwin (11/9/21)
FGM	7	UNC Asheville (1/28/21)
FGA	12	three times
3PTFGM	6	two times
3PTFGA	11	vs. Carver College (12/11/21)
FTM	4	two times
FTA	4	two times
Rebounds	7	Mid-Atlantic Christian (11/16/19)
Assists	3	two times
Blocks	1	Mid-Atlantic Christian (11/16/19)
Steals	2	two times
Turnovers	3	at Washington State (11/22/21)

BIG SOUTH HIGHS (regular season only)

Points	20	UNC Asheville (1/28/21)
Minutes	20	at USC Upstate (12/13/20)
FGM	7	UNC Asheville (1/28/21)
FGA	9	at USC Upstate (12/13/20)
3PTFGM	6	UNC Asheville (1/28/21)
3PTFGA	9	at Radford (2/11/21)
FTM	4	at USC Upstate (12/13/20)
FTA	4	at USC Upstate (12/13/20)
Rebounds	5	at Radford (2/12/21)
Assists	3	two times
Blocks	n/a	
Steals	2	at USC Upstate (12/13/20)
Turnovers	2	at USC Upstate (12/13/20)



33

Chase Claxton

Forward / 6-7 / 185 / So.
Greenville, S.C.
(Legacy Early College)

CAREER HONORS

- n/a

EXTRA DRIBBLE

- Set a career-high with four steals in the win over Asheville
- Has 67 offensive rebounds in 38 Big South games in his career
- Posted first career double-double of 10 points, 10 rebounds vs. Converse
- Had five boards vs. Furman, surpassing 250 career rebounds
- Had two blocks against Hartford, his third game this season with multiple blocked shots
- Made first start of the season at Washington State and just second start over the last two seasons (played season-high 28 minutes)
- Came off the bench and tied for team-high five rebounds at Vanderbilt
- Posted 10th career double-figure game with 10 points vs. Mary Baldwin
- Didn't hit a three in first two seasons, but was 2-for-3 behind the arc in the season opener
- Career-best three blocks in the win over PC (Jan. 20, 2021)
- 2020-21 season-high 14 points in the win over Campbell on Dec. 31, 2020
- Had 10 games of four or more rebounds last season
- In 2019-20 he had 115 free throw attempts, 2nd most by any freshman in program history
- His 66 made free throws were the 3rd most by a Winthrop freshman
- Scored career-high 19 points in 19 minutes in the win over UNC Asheville on Feb. 1, 2020
- Was one of about 6-7 D1 prospects that played for Legacy Early College
- As a senior he averaged 9.2 points, 5.1 rebounds, 2.7 assists, 1.7 blocks and 1.4 steals for Legacy Early College
- Father Charles Claxton played basketball for the University of Georgia and was a second round pick of the Phoenix Suns
- His brother Nicolas Claxton plays for the Brooklyn Nets
- Played on same AAU team as current teammate Russell Jones Jr.

CAREER STATS

				Field Goals		3-Point		F-Throws		Rebounds									Scoring	
SEASON	TEAM	GP-GS	MIN/AVG	FG-FGA	FG%	3FG-3FGA	3FG%	FT-FTA	FT%	OFF	DEF	TOT	AVG	PF-FO	A	TO	BLK	STL	PTS	AVG
2019-20	Win	34-15	702/20.6	85-110	.773	0-5	.000	66-115	.574	59	71	130	3.8	94-4	19	19	16	18	236	6.9
2020-21	Win	23-1	449/19.5	37-63	.587	0-7	.000	24-38	.632	41	41	82	3.6	48-1	7	10	16	16	98	4.3
2021-22	Win	13-1	253/19.5	22-52	.423	3-12	.250	12-27	.444	21	41	62	4.8	30-0	6	10	9	10	59	4.5
TOTAL		70-17	1403/20.0	144-225	.640	3-24	.125	102-180	.567	121	153	274	3.9	172-5	32	39	41	44	393	5.6

CAREER HIGHS

Points	19	UNC Asheville (2/1/20)
Minutes	30	Gardner-Webb (1/11/20)
FGM	7	UNC Asheville (2/1/20)
FGA	10	Converse (12/31/21)
3PTFGM	2	Mary Baldwin (11/9/21)
3PTFGA	3	Mary Baldwin (11/9/21)
FTM	6	Mid-Atlantic Christian (11/16/19)
FTA	10	UNC Asheville (2/1/20)
Rebounds	10	Converse (12/31/21)
Assists	3	two times
Blocks	3	two times
Steals	4	UNC Asheville (1/13/22)
Turnovers	3	two times

2021-22 GAME-BY-GAME

DATE	OPPONENT	MIN	FG	3FG	FT	REB	AST	T/O	BLK	STL	PTS
11/9	Mary Baldwin	18	4-7	2-3	0-0	7	2	1	0	0	10
11/3	Mercer	17	0-0	0-0	1-6	2	0	0	2	0	0
11/16	at MTSU	13	1-1	0-0	1-3	1	0	0	2	0	3
11/20	at Vanderbilt	19	0-2	0-1	0-0	5	0	1	0	1	0
11/22	at Washington St.	28	2-5	0-1	1-3	5	0	1	0	0	5
11/27	at Washington	17	2-6	0-1	0-2	6	0	3	0	0	4
12/1	Hartford	22	0-1	0-0	2-2	5	0	1	2	1	2
12/4	at Coastal Carolina	23	2-3	0-0	4-4	4	1	0	1	2	8
12/7	Furman	18	1-7	0-2	0-0	5	1	0	0	0	2
12/11	Carver College	DNP									
12/15	at Elon	DNP									
12/21	at Mississippi St.	17	3-5	1-2	0-0	3	0	0	0	0	7
12/31	Converse College	19	4-10	0-0	2-4	10	1	0	1	1	10
1/10	Campbell	19	1-2	0-1	1-2	7	0	0	0	1	3
1/13	UNC Asheville	20	2-3	0-1	0-1	2	1	3	1	4	4
1/15	at Charleston Sou.										
1/19	at Presbyterian										
1/22	Gardner-Webb										
1/26	at USC Upstate										
1/29	at Longwood										
2/2	N.C. A&T										
2/5	at Hampton										
2/9	Radford										
2/12	Presbyterian										
2/16	at Gardner-Webb										
2/19	at UNC Asheville										
2/23	USC Upstate										
2/26	Charleston Sou.										

BIG SOUTH HIGHS (regular season only)

Points	19	UNC Asheville (2/1/20)
Minutes	30	Gardner-Webb (1/11/20)
FGM	7	UNC Asheville (2/1/20)
FGA	8	two times
3PTFGM		
3PTFGA	1	three times
FTM	6	Gardner-Webb (1/11/20)
FTA	10	UNC Asheville (2/1/20)
Rebounds	9	two times
Assists	3	USC Upstate (1/23/20)
Blocks	3	at Presbyterian College (1/20/21)
Steals	4	UNC Asheville (1/13/22)
Turnovers	3	two times